

NLP - Skills for Learning

A practical handbook for increasing learning potential

Peter Freeth



Download free books at

bookboon.com

Peter Freeth

NLP – Skills for Learning

A practical handbook for increasing learning potential



NLP – Skills for Learning: A practical handbook for increasing learning potential

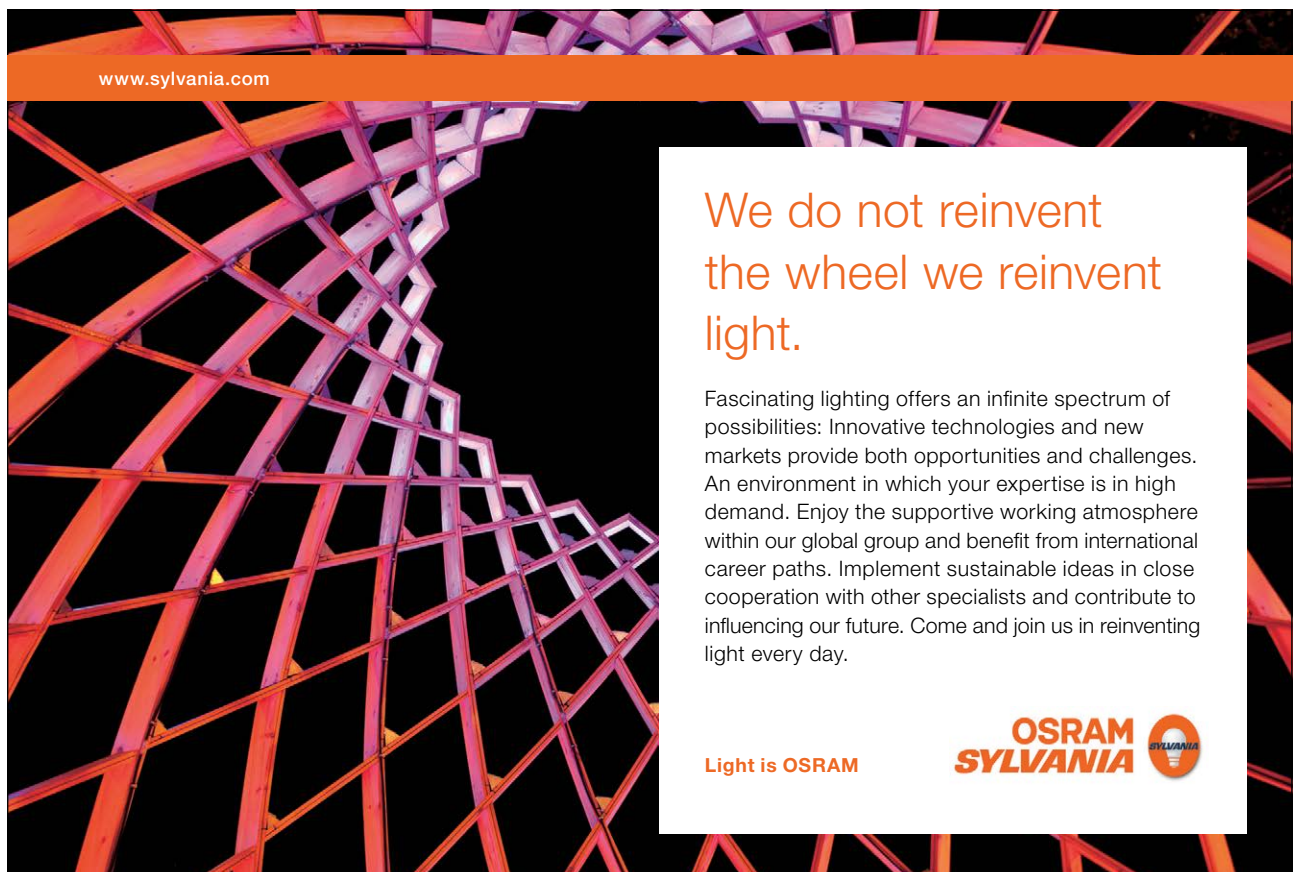
1st edition

© 2013 Peter Freeth & bookboon.com

ISBN 978-87-403-0444-2

Contents

1	What's it all about?	8
2	Things to look out for	12
3	First things first	13
4	Taking it all in	20
5	State	27
6	Outcomes	29
7	Rapport	34
8	Plan your planning	38




www.sylvania.com

We do not reinvent
the wheel we reinvent
light.

Fascinating lighting offers an infinite spectrum of possibilities: Innovative technologies and new markets provide both opportunities and challenges. An environment in which your expertise is in high demand. Enjoy the supportive working atmosphere within our global group and benefit from international career paths. Implement sustainable ideas in close cooperation with other specialists and contribute to influencing our future. Come and join us in reinventing light every day.

Light is OSRAM

**OSRAM
SYLVANIA** 



9	Four steps to learning	40
9	Logical levels	42
10	Maps	48
11	Paying attention	57
12	Time for a story	59
13	Environment	68
14	Making memories	69
15	Making an Impact	73
16	Modelling	78
17	Motivation	86



CHALLENGING PERSPECTIVES

Internship opportunities

EADS unites a leading aircraft manufacturer, the world's largest helicopter supplier, a global leader in space programmes and a worldwide leader in global security solutions and systems to form Europe's largest defence and aerospace group. More than 140,000 people work at Airbus, Astrium, Cassidian and Eurocopter, in 90 locations globally, to deliver some of the industry's most exciting projects.

An **EADS internship** offers the chance to use your theoretical knowledge and apply it first-hand to real situations and assignments during your studies. Given a high level of responsibility, plenty of learning and development opportunities, and all the support you need, you will tackle interesting challenges on state-of-the-art products.

We welcome more than 5,000 interns every year across disciplines ranging from engineering, IT, procurement and finance, to strategy, customer support, marketing and sales. Positions are available in France, Germany, Spain and the UK.

To find out more and apply, visit www.jobs.eads.com. You can also find out more on our **EADS Careers Facebook page**.

AIRBUS **ASTRIUM** **CASSIDIAN** **EUROCOPTER**

EADS



18	I'll go halves with you	90
19	Now it makes sense...	95
20	Whatever you do, don't	104
21	Putting it all together	107
22	In a nutshell	146
23	Appendix	148
24	Training Exercises	149
25	More stories	161
26	What is NLP?	165
27	NLP Training	169



360°
thinking.

Deloitte.

Discover the truth at www.deloitte.ca/careers

© Deloitte & Touche LLP and affiliated entities.



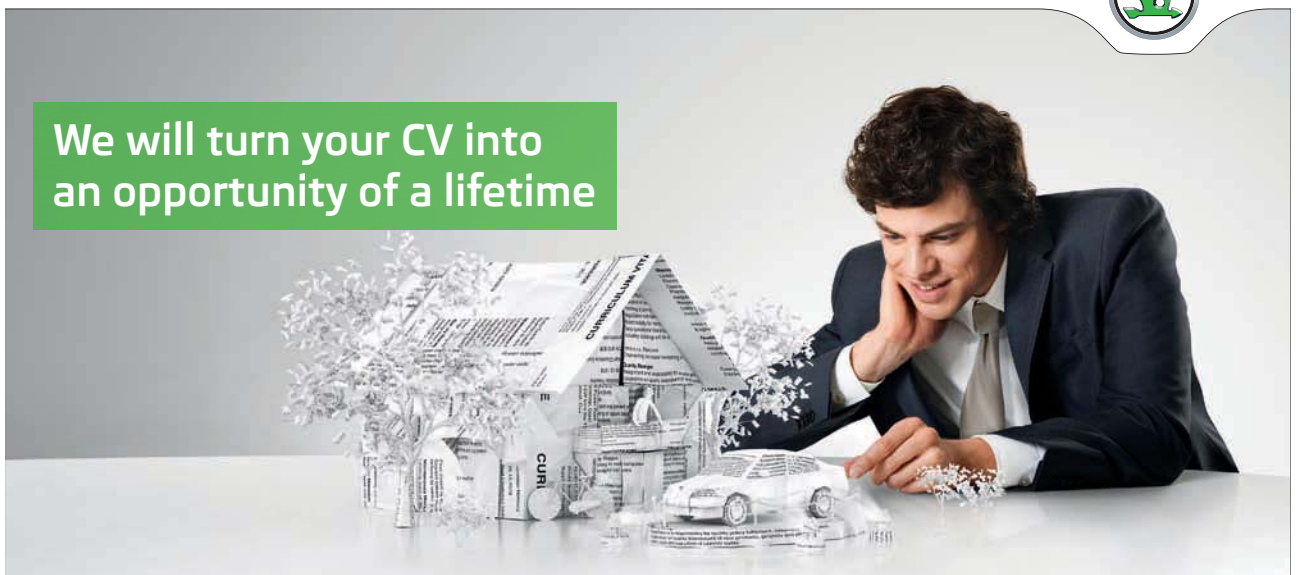
28	NLP Certification Criteria	172
29	Useful quotes	176
30	The Author	178

SIMPLY CLEVER

ŠKODA



We will turn your CV into an opportunity of a lifetime



Do you like cars? Would you like to be a part of a successful brand? We will appreciate and reward both your enthusiasm and talent. Send us your CV. You will be surprised where it can take you.

Send us your CV on www.employerforlife.com



1 What's it all about?

NLP is nothing more than the study of excellence. Many years ago, some people created a formal structure for extracting the intuitive talent that is deeply embedded within the minds of outstanding people. That talent can be refined and improved, and also taught to other people.

Think of someone who does something that you admire, and they make it look so easy. Ask them how they learned to do it and there's a good chance that they will say, "I don't know how, I just do it". Whilst you can learn a lot from people like this, it usually takes a long time because they can't explain how they are thinking. They think that everyone can do what they do.

NLP gives us a structure and a language for sharing intuitive knowledge. We can use it to model the expertise of anyone who excels at anything.

So, if you know someone who is an outstanding trainer, presenter, speaker, learner, teacher or just a fabulous person, you can use the NLP tool kit to model and copy their expertise.

The modelling process itself isn't the subject of this handbook, as there are many other excellent books that will tell you about it. Many, many excellent communicators have already been modelled and their expertise is available to you through this handbook, which doesn't require you to learn about NLP unless you want to and doesn't require you to go on a training course and then figure it all out for yourself.

NLP can help you to unlock the potential in what you already do. As a successful, competent trainer you can become an outstanding, inspirational trainer. You don't have to learn anything new to do that – you just refine and align the talents that are already within you.

This handbook is for anyone who wants access to the results that NLP will help them achieve, without having to spend a lot of time learning about NLP.

There are really two ways that you, as a teacher, coach, trainer, facilitator or learning enabler could acquire NLP skills. You could read one of the handful of books on the subject, which are built for length rather than comfort and assume you want to know everything there is to know about NLP.

Alternatively, you could go to a NLP Practitioner course and learn all about the fundamental principles of NLP. You would then have to apply these principles to the area of training yourself.

The principles that underpin NLP tools such as phobia cures are actually very useful in helping people learn, you just aren't explicitly told how in any NLP training that I've ever seen, and I've seen quite a lot.

NLP in its purest form is all about personal excellence and is characterised by a curiosity about people and how they move through the world. NLP training will definitely help you become a more capable, effective person. It will help you to set goals, realise your dreams and communicate effectively with other people. If you think this is far-fetched, I suggest you don't knock it until you've tried it. If you've tried it and hated it I will assume you're not reading this book and I'm talking to myself.

On the whole, the people I've seen go through Practitioner training often describe it as a transformational experience.

Just don't assume that everyone wants to be transformed.

After reading this you may decide that NLP is something you would like to learn more about. You may even decide to become a licensed NLP Practitioner. If this is the case then spend some time choosing a trainer who you are personally comfortable with, as the Practitioner course is a very personal experience. It is not a load of stuff to learn, it is an experience to work through and reflect upon. You will not be taught anything, but you will be given many opportunities to notice what is happening and learn from your own experience. You will, of course, learn about the tools and techniques of NLP, but these are only the results of NLP – they are not NLP in themselves.

NLP is full of jargon, and some of it is a bit unnecessary. There's even a special word for "talking to myself". This is not a book of NLP jargon. This is a book of plain language that I hope you will pick up and understand immediately. NLP was not created in a cave in Tibet, it was created by modelling real people like you. Therefore, you already know how to do everything that NLP can teach you. What you may not achieve right now is consistency, and this is the main area where people benefit from NLP training. There are many things that you do better than anyone else on the planet, and there are many things that someone else does better than you. By "better" I mean more easily and with more consistent results.

If you already have NLP experience then this handbook will give you some ready made applications for many of the things you will have learned about.

If you have no idea what NLP is then you can just take what's in this book at face value, use it and get better results straight away. It really is that simple.

One more thing – this book is written in much the same way that I run training courses. Some information flows forwards, some flows backwards and some flows sideways. This way of layering information makes for very powerful, long term learning. You will find ideas or concepts hinted at and then explained in full later on. You may also find them explained in full first and then hinted at later. You may even find that some concepts assemble themselves out of pieces that turn up in different chapters. I ask you to take this book as a whole, as many of the chapters link together in different ways to form a complete learning experience. This book isn't just about NLP; it *is* NLP – in action. You'll find anchoring, hypnotic language and stories embedded in the words that are designed to create as lifelike a learning experience as you can get from a book.

Every book I've ever seen about NLP is just that – it describes NLP without letting you experience it. As you read this book, pay attention to any stray daydreams or ideas you get. Pay attention to the thoughts you have about the way you will apply what you are learning here. After you have read the whole book, you may find new connections being made. The book is a bit like a jigsaw puzzle, you need to see the whole thing in order to work out what the picture is. This isn't done to be clever – it's crafted to fully exploit your amazing, individual learning potential.

As you will already know, people learn in different ways. There are many different ways of putting learning styles into categories – maybe 4, 6, 8 or even 16 categories depending on which scheme you favour. Well, here's the twist. In fact, there are around 6 billion different learning styles. Unfortunately, the amazing diversity of the human capacity for learning is a bit too complicated for the people who sell profiling tests, so they generalise that diversity into a handful of categories and force people into them based on a few symptoms.

Another way of looking at this is to see that 'learning styles' is really another term for 'training styles', so the purpose of categorising people is to make your life easier as a trainer, whether or not that's right for your learners.

Thoughtful training providers will structure their delivery for different learning styles. Does this mean that you can only ever learn in one way? No! You can, and do, learn any way you like. Don't let anyone stop you.

A book that incorporates learning styles could have some practical exercises for you, some theory, it could even have some blank pages for you to write your own thoughts on as you reflect on what you have read. This book, on the other hand, uses everything that we know today about powerful learning to help you take in information through this relatively limited medium. I've even tried out a few ideas, which, to the best of my knowledge, have never been tried before, anywhere. By using NLP as it's explained, you get at least twice the opportunity to learn, whatever your preference.

So, why Skills for Learning and not Skills for Training or Skills for Trainers? The answer to that lies in the job that we do. I get very frustrated at the prevalence of training centres, resources for trainers and people who think that presenting is the same as training or teaching. When I use a training centre, the staff there focus on me and giving me what I need – boxes of pens, flipcharts, trainer packs, discounts etc.

This frustrates me because I want them to focus on giving my learners what they want. I'm providing a service to the people who are on the course and that's who I want the centre managers to focus on too. I want a great learning environment, good food and refreshments, good accommodation and a room with a flexible layout. Recently I had to physically cut a power cable for an OHP out of a floor box in the centre of the room so that we didn't trip over it. Obviously all trainers use OHPs in the centre of the room with delegates neatly arranged in quiet, studious rows.

Simply, the training industry revolves around making life easy for the trainer. I think we trainers shouldn't mind working a little harder to make life easier for our learners!

I met someone recently who wanted all the courses run by a local college to have standardised presentation slides so that a stand-in trainer could run the course if the usual trainer was ill. This is a great idea to ensure delegates are not disappointed by unavoidable last minute mishaps, however the slides are not the course – the course is the learning experience, not the material. Don't confuse a record of the trainer's words with the learning experience itself.

Some people confuse the job of a trainer with that of a presenter, even though they are not the same. A presenter's job is to transmit information – think of a TV or conference presenter, for example. A trainer's job is to make sure that information gets into the delegates' brains, stays there and transforms into behaviour.

So the most important person is the learner. They are doing all the hard work. What the trainer, teacher or coach does is facilitate that – make it easy for the learner to learn. That's what this book is about.


The most important thing you can do after reading this book is...anything! Don't read another book, don't sit and ponder, go and do something. Start playing with what you've learned. Don't try, or plan or plot – just play. Have fun, enjoy yourself, and your learners will enjoy themselves too.

Finally, this book is designed both as a short introduction to NLP for anyone with a professional interest in learning as well as an application guide for anyone more experienced in NLP.

Like any good cook book, NLP – Skills for Learning is at its best when you use the recipes to achieve something that will delight and entertain your friends, colleagues and learners, and push your own skills to new heights. Get ready to enjoy the results!

2 Things to look out for


I've summarised some of the key points in this handbook so that you can pick them out easily.



The exclamation mark is there to draw your attention to important points that may seem simple or obvious, yet by paying special attention to them you will learn more about yourself and other people and your skills will improve dramatically. It's easy to overlook the obvious things in life, yet sometimes they hold hidden treasures.

So, if you see that symbol, just take a moment to think about the point as there may be relevance or importance in it that's easy to take for granted or overlook.

Often, books give you a lot of information which is factually correct and informative, but which may not be related to your specific needs.



A "so what?" is a summary of the relevance of a key point for learning. If you've ever read something which seems very important but not obviously relevant you may have wanted to ask the author this question.

I joined MITAS because
I wanted **real responsibility**

The Graduate Programme
for Engineers and Geoscientists
www.discovermitas.com





Month 16

I was a construction supervisor in the North Sea advising and helping foremen solve problems

Real work
International opportunities
Three work placements







3 First things first

What equipment do you have for gathering information about the world?

Obviously, I can't hear you, so I'll pretend you said "Your five senses!!"

And I'll say "well done!"...sort of. In that there are more than five. Here are some of the senses that you have – there may be more as we find out more about neurology and the way that your brain handles sensory information that is outside of our conscious perception. Here are just a few of them....



Now, this might appear to be obvious, and therefore trivial, but it is in fact the most important thing you will learn today.

Why? Because we must now accept that all of the rich memories, ideas, thoughts, pictures, sounds, poems, songs and desires that are in your head got there by coming in through your senses. They didn't appear mystically and they didn't arrive through intuition.

You might think that this is obvious, but it has an important meaning for our communication. The colour green, the sound of a car horn and the smell of lemon juice are easy to think of in terms of sensory inputs. What about honesty, professionalism and danger? What do these mean in sensory terms? What exactly does honesty sound like?



Almost everything that is in your head got there through your senses. Therefore, your senses are what you use to represent memories to yourself.

You see, hear, feel, taste and smell memories using the same processing systems that allow you to gather real time information from the outside world.

Almost everything? Yes, except for certain instinctive knowledge that you were born with, such as how to breathe, beat your heart or swallow milk. If you remember that far back then you'll know that it took you a while to learn how to regulate your body temperature and even longer to learn how to move, walk and speak.

Our senses are our only tool for interacting with the world, yet as we grow older we ignore sensory information more and more and replace it with 'experience' or what we 'know'. It will help you a great deal to gather more information if you try and forget what you think you already know. Intuition is one way that you notice subtle sensory information that gets missed in the fog of all the stuff you 'know' about.

Intuition is not mystical. It is the magic of your brain working far faster and more powerfully than you could ever think possible. It is the product of the amazing ability of your brain to gather and process both real time and stored information and produce something new and remarkable in the blink of an eye.

Of course, you may be unconsciously aware of sensory information that is outside of our normal awareness, so this may also play a part in what we call "intuition". For example, we have a sense of direction which, like in migrating birds, detects the Earth's magnetic field.

So, if you thought intuition was great, the natural function of your brain is even more amazing! But this isn't a book on neurology. It's a book on the practical applications of this knowledge, so let's get back to those senses.

Over the years, you have taken in vast amounts of sensory data and attached linguistic labels to it. We don't fully understand this process, so as a consequence we can't get computers to copy it. We can teach a computer to understand that an object is both a table and wood, but if we smash the table up the computer struggles to understand that whilst it's still wood, it's not a table any more.

In fact, we still can't even get computers to recognise faces reliably. Whereas you can recognise someone you haven't seen in years, a computer can't even recognise the same person with a hat on. It's not through a lack of computer power or programming skill – it's because we don't understand how the human mind does it.


I recently read a review of biometric security devices for computers which included retina scanners and fingerprint readers. The fingerprint reader could be fooled with a jelly baby. So, no matter how amazing you find modern technology, there is still nothing to touch the computer between your ears.

You may have heard that you have a left brain and a right brain, or that you have a conscious and an unconscious brain, or that you have different thinking modes, or that you have an inner eye. All of this may or may not be true, depending on how you look at it. The coloured tint in your spectacles gives you a certain view of the world which may or may not be different to everyone else's.


You may be thinking, "I see the world clearly and objectively, so the fault must lie with other people". Well, the bad news is that there is no objectivity.

Have you ever lost your car keys, only to find them right in front of you? Have you ever pushed a door that was clearly marked "PULL"?

Can you see the dots changing from white to grey to black as you look around the picture?



Do the horizontal lines appear curved or straight?



Have you ever heard someone say something totally different to what they actually said? Have you ever daydreamed? Have you ever dreamed at night?

Well, if you answered “Yes!” to any of those, where did that voice come from? Was it the one in your head? Don’t worry, we’ve all got one. Some of us have many, and they can come in very handy.

Here’s the first useful tip for you. It may not be directly related to training but I can guarantee it is a very useful thing to know about. In fact, if you ever feel nervous or if you ever worry, or if you ever tell yourself you should have known better, then this will be a very, very useful thing to know. Are you ready?

Did you know that you have total conscious control over that voice in your head?

Did you know that if it nags you or criticises you, you can change its tone of voice to be anything you want. If it sounded really soothing and supportive, would you be more inclined to listen to its advice?

If it sounded really excited and enthusiastic, how do you think you would feel? Try it out now.... In a really critical, harsh voice, say, “That was rubbish, you should have known better”. Next, use a really kind and supportive voice to say “Hey! That didn’t work so well, what can you do differently next time?” Pay attention to the difference in how you feel about those two voices.



“I studied English for 16 years but...
...I finally learned to speak it in just six lessons”
Jane, Chinese architect

ENGLISH OUT THERE

Click to hear me talking before and after my unique course download





You can change the qualities of the voice inside your head. You can make it sound supportive, you can make it sound like a newsreader, you can make it sound like a cartoon character. Any of these will change your emotional state and allow you to benefit from the feedback from your internal commentator. In fact, you can change the qualities of any of your sensory systems to change the emotional content of memories.

Just so you're familiar with the NLP jargon, the voice inside your head is called your 'Internal Dialogue'. Other people have taken the idea and renamed it "self talk" and a dozen other things. They all mean the same thing – talking to yourself using the voice that only you can hear inside your head. Of course, some people talk to themselves out loud, but it's the same thing.

We code our experiences of the world into language, so words are far more than a simple communication medium – they are in themselves models of our experiences and our reality.

Therefore, talking to yourself, either inside or out loud, is an important aspect of the way that you understand your experiences, and getting learners to talk about their experiences is important in helping them to organise information and therefore learn new ideas and skills.

If you find that you criticise yourself when you get things wrong and that this makes you feel bad, just try this really simple exercise.

Next time you make a mistake and the voice says "that was stupid" or "that was a bad idea" say, in a genuinely curious way, "Thankyou! Now, how does that information help me?" You can try any variation on this, such as "Thank you! What do you suggest I do differently next time?" You will find that the results are quite different to when you just nag yourself. You can make up any form of words that are right for you as long as you follow the basic structure of "acknowledge value" then "redirect to a positive course of action". You probably already apply this structure when other people offer you criticism – don't you? It just helps bypass the emotion of criticism and get to the real value – the feedback.

You may say "but this doesn't apply to me" in which case you should pay twice as much attention. When you're in a learning environment, some people will beat themselves up for making "mistakes". You'll know when they do this from listening to what they say, for example "I told myself I should have known better" or "I said to myself that this was wrong". When you hear this, you can constructively intervene by helping them change their internal dialogue.

So, what we know now is that everything you know is represented to you using one or more of your senses. For example, you 'know' the colour of your front door by seeing a picture of it. We also know that your senses may not be giving you the full picture, the whole story or a real handle on the situation. This is a very useful thing for you to know as a professional communicator (and who isn't?)

OK, so I skipped about and covered quite a few subjects there, so to summarise:

The only way that you can gather information about the world is through your senses. As you get older and have more experiences, you filter your senses more and more and over time what you think you see, hear and feel about the world gets further away from reality. Often, this is a good thing and helps you to deal with the huge amount of sensory information that comes into your brain every moment of every day and night. Your biggest step forward as a professional communicator and learning enabler will be when you realise this and simply start paying more attention to what is outside than what is inside.

You could be amazed at the amount of information that is all around you if you take the trouble to pay attention. Instead of thinking that you know what other people are thinking or what their motives are – ask them! Instead of guessing, pay attention! Instead of knowing, forget and enjoy the experience of sampling the world through fresh eyes and ears.

On the radio today I heard an interviewee say, “There are no absolutes” and it made me smile. What, none at all? Not one? Not even one about there being no absolutes?

By listening to what people say, you will learn a great deal about the way that their internal world is organised. NLP training can teach you all the details of the Milton Model, the Meta Model, conversational postulates and unspecified nouns but the truth is that NLP came out of a set of beliefs from people who were gifted or talented communicators. They didn’t stop what they were doing and say to themselves “ooh...I should use a tag question next, shouldn’t I?” You don’t have to learn the way that this knowledge has been categorised and indexed, you only need to share their enthusiasm for learning more about other people.

When you went to school and learned about nouns and verbs, you didn’t start speaking differently – you simply acquired a new labelling system for what you already knew about. That labelling system only serves the purpose of letting two or more people share information using a common language.

All of the linguistic stuff in NLP is very powerful but you should regard it only as a framework to refine the way you already use language. You’ll be amazed at the way you already influence people. Recently, I was watching a training session where the teacher (it was in a school) was running an exercise in which groups of students had to build a model roller coaster using card stuck to a hardboard panel. As she gave out the first panel she said to the first group “Here’s your board” upon which one of the students collapsed, comatose, onto his folded arms on the table. The teacher shouted “Oi! Wake up, sit up straight, pay attention” and so on.

Well, what did she expect? If she insists on going round hypnotising people then she has to accept the results she gets.

Why?

Your brain uses context to derive the most likely meaning from similar sounding words. Whilst you extract the most contextually likely meaning at the conscious level, at the unconscious level you run through all possible meanings. If one of them is expressed as an instruction, there's a good chance you will act upon it.

Having sat in a classroom all day, if someone said to you “You're bored” then what meaning would you take from it?

In this example, the teacher needs to call her piece of hardboard a sheet, a base, a panel – just anything other than “board”!

Just think about the implications of this for a moment. Every day, all over the world, there are groups of important people shaping our future by meeting in “Board Rooms” Mind you, having sat through some bored meetings I think the name is very appropriate!



4 Taking it all in

The world we live in is a busy, busy place. In fact, the world has always been busy and there's more information available than we can consciously attend to. I don't mean information like news, TV etc. I mean sensory stimuli – things that you can see, hear, feel, taste and smell. Right now, you can see these words, you might also be reading to yourself using the voice in your head. You might also be aware of any background noise. Are you aware of the temperature of the air? How about the weight of your hands? How about that itch? Are you hungry? Thirsty? Tired?

You could think of your unconscious brain as your car's engine management computer and your conscious brain as your car's instrument panel. Normally, you don't need to know what's going on under the bonnet. If there's a problem, a warning light comes on. You don't need to know the status of every muscle in your body except for if there's a problem in which case you get a pain. Another useful analogy is that your unconscious brain is a dark room and your conscious attention is a torch.

The unconscious brain is, of course, the same brain as your conscious brain. The conscious bit is everything that you are aware of, and that will change from one second to another. You might be so engrossed in this book that you are unaware of any background noise until I call your attention to it. At least, I hope you're engrossed!

WHILE YOU WERE SLEEPING...

www.fuqua.duke.edu/whileyouweresleeping

DUKE
THE FUQUA
SCHOOL
OF BUSINESS



At any moment, you can attend to only a handful of thoughts. In NLP, these thoughts are called ‘chunks’ and refer to things like short term memory and activities. Try juggling and remembering a telephone number at the same time, and you’ll start to understand the limitations of your conscious attention. You already knew about breaking a task down into smaller chunks, and now you know how it works too.

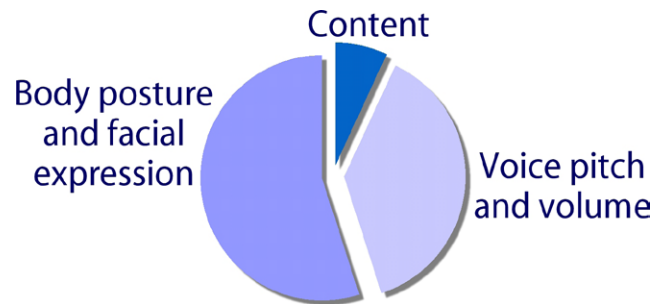
In a driving example, this would be like practising gear changes until you could change gear without thinking about it – then move onto the next element. I believe that a really good way to learn something like driving would be to run through specific behavioural sequences until they become one “chunk” of information. For example, changing gear and working the clutch pedal at the same time is very difficult to start off with, although the motor movement in your arm and leg is not very complex. If that movement was already “natural” when you first got into a car, putting together the individual movements and patterns would be a lot easier than trying to learn it all at the same time, under pressure. Driving simulators are a huge step forward as they remove the pressure and allow the learner to practice the basics.

So What?

People will often find it very difficult to learn a new skill, simply because the volume of sensory information being presented overwhelms their conscious processing power. They don’t have a ‘frame of reference’ for what they’re learning, so all they can do is compare new information to what they already know. Break the task down and build the learning experience in layers. You could break it down by sensory system, i.e. start by watching, then hearing, then feeling. You could also break it down by time, so either start slowly and speed up, or break apart the components of the activity that normally take place at the same time. At all times, position new information in the context of what the learners already know and are familiar with.

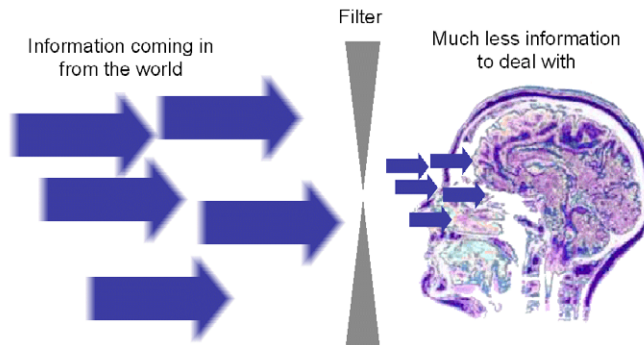
Your ability to focus your attention is both a gift and a drawback, depending on the activity you’re trying to master. If you are training people to remember something complex, they will simply be unable to process everything that is happening. For an experienced driver, the whole business of driving is mostly under unconscious control so an experienced driver can drive and hold a conversation at the same time. A learner driver needs to attend consciously to every individual component of operating a car, and there is simply too much going on. If the learner is also trying to attend to feelings of stress, hunger or thirst, the conscious brain will simply be overloaded and they will not learn anything at all. For an experienced driver, “change gear” is one chunk. For a learner, it is about six.

You may have heard that words only make up part of communication. According to the social psychologists Mehrabian and Argyle, words only make up 7% of communication. Whether you agree with the figure or not, we can at least agree that words are not the only form of communication and that there are times when words are misleading when taken in the overall context of communication.



Do you know when someone is lying? How? Well, if you don't already know then I'll tell you. Your brain is analysing all forms of communication while consciously you are attending mostly to the words. Your brain compares the content – the words – to facial expression, body posture, voice pitch, speech rate, volume, stability etc. and finds that the two don't match up. Your brain alerts you to this through a 'gut feeling' or an instinctive reaction – you can call it intuition if you want to. You might say something like "Something he said didn't ring true" or "I don't like the look of him" or even "it was written all over his face".

When we take in information, we filter it to allow our conscious attention to focus on what seems relevant. The process of filtering works in three different ways, so that we delete, distort and generalise incoming information.



So, when communicating with a group of people, it's important to remember that they are all gathering information differently to each other and to you. They will only be attending to a small part of the information you give them. The more ways that you can deliver the same information, the more chance there is that they will find something of value to them, process it and remember it.

If lunchtime is approaching, people are not listening to you regardless of the value of the information you are trying to impart. You may use this knowledge to communicate directly with their unconscious minds, but you're probably better off taking an early lunch. Longer break times do not equate to less learning. Some people need time to reflect on what they are learning, otherwise they are not able to form long term connections with the new material. Longer breaks allow these people more time to reflect and absorb what they are learning. Whatever you do, people will find a meaning in it.

Years and years ago, I gave my first big, formal presentation at a conference. I stood on a stage, behind a lectern and in the glare of a spotlight. There was a big screen behind me with someone working the back projector when I pressed a button. I wanted it to go really well, so I wrote myself a script. The only problem was that halfway through the presentation I lost my place and read the same paragraph twice. Filled with dread, I finished my presentation just before a break.

Over coffee, a colleague of mine told me that the presentation had gone well to which I replied "Oh no! It was terrible, I read the same paragraph twice and it was awful". My colleague said, "Oh, I thought you did that because it was a really important bit". In fact, one person in the audience who was getting a little sleepy after lunch even thought I was talking just to him to wake him up!

Excellent Economics and Business programmes at:



university of
 groningen




**“The perfect start
 of a successful,
 international career.”**

CLICK HERE
 to discover why both socially
 and academically the University
 of Groningen is one of the best
 places for a student to be

www.rug.nl/feb/education



It just goes to show that even with the best planning in the world, people will infer any meaning they choose regardless of what you do. The frame of reference that you create has a far bigger impact on this meaning than anything else you do. Because I was on stage, I took on the role of an expert who must plan methodically and have a reason for everything. People found meanings that fitted their frame of reference.

Of course, some people thought “he just repeated that, he must be nervous” but the important thing is that nobody cared except for me. People have an interesting way of inferring meaning from everything you do, and it’s usually much kinder than the meaning you attach.



Setting the frame of reference at the start is the single most important step you can take in creating powerful learning, as the audience will search for meanings that are relevant within that frame. After this point, anything that you do, within reason, will reinforce the learning.

This goes much further than “tell them what you’re going to tell them”. If you start by setting the agenda, people in the audience will immediately run through it ahead of you, decide what they are going to pay attention to and then switch off. It’s important that you make the agenda loose enough that the audience cannot decide by themselves what is important. In fact, an agenda written from a pure learning point of view might be:

1. Introductions
2. Learn some great stuff
3. Break
4. Learn more great stuff
5. Lunch
6. Learn amazing stuff
7. Break
8. Amaze yourselves at what you’ve learned
9. Close

That might be taking the idea a bit far, but remember that an agenda is just a summary of what the presentation contains. As people gather information, they compress it down, make it less complicated and forget most of it. By starting with an explicit agenda, you have already summarised your entire course onto one slide and many people will stop learning at that point.

If you absolutely must use an agenda, then at least make it sound interesting. Tell people what they will be able to do, rather than what you will talk about.

Personally, I can't think of a situation where you really need an agenda. You might think that you at least need to tell people break times. If you do, they'll be clock watching and thinking about the telephone calls they need to make.

You'll find that some people are desperate to be told what they're going to learn about, and you now know many ways to handle this effectively.

Instead, you can tell people that there will be short, regular breaks with more than enough time to attend to matters outside of the presentation room. Take breaks, not because the agenda says so but because you and the audience need them. Some training environments are so good you don't need to take a break all day long. Others are so bad that you need a break every half hour. Leave yourself the flexibility you need to keep your audience in a great learning state.

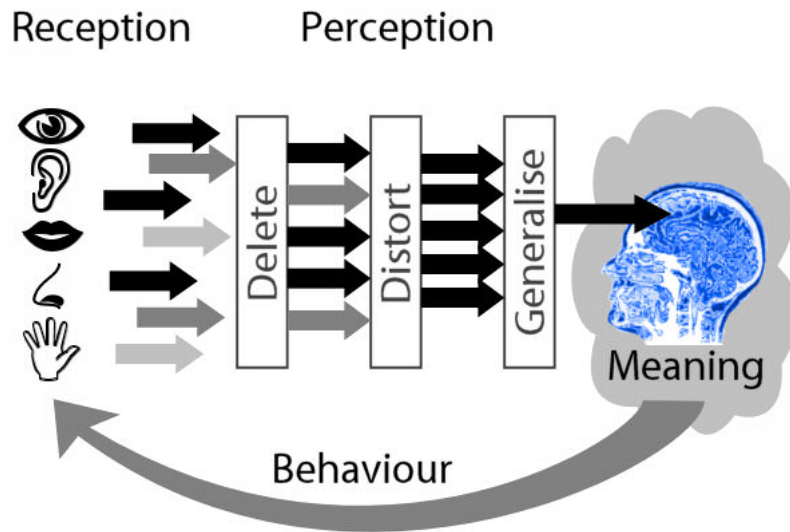
If you don't agree break times up front, people will not come back on time, will they? Well, some people will be late back whatever you do. I suggest you deal with this when you set the frame at the start of the session.

Try something like "We're going to take regular short breaks throughout the day and each time we take a break I will tell you the time that I will restart. If you're not back in the room at that time I will assume that, at that moment, you have something important that you need to do and that's OK with me. I would rather you take care of important matters when you need to so that when we are in this room together, we can all concentrate fully on what we are learning here."

So, bear in mind that people have a limited focus of attention. I read somewhere that young children can concentrate for about five minutes, and that this attention span gets longer as we get older. Personally, I don't think this ever changes. Instead, adults just devise ingenious strategies for appearing to pay attention when in fact they're thinking about something else.

Be honest, how long have you spent reading since you were last distracted?

So, you can get upset when people don't pay attention, or you can accept it as entirely normal and work with it, using it to your advantage to get better results with your learners.



.....Alcatel-Lucent 

www.alcatel-lucent.com/careers

What if you could build your future and create the future?

One generation's transformation is the next's status quo. In the near future, people may soon think it's strange that devices ever had to be "plugged in." To obtain that status, there needs to be "The Shift".



5 State

Now that we've covered some background, we can move into some even more useful, practical stuff. Whenever you set out to do anything – read a book, deliver a presentation, go to a meeting, relax or go to sleep, you probably have a routine for getting yourself into the right frame of mind. Perhaps you start to do something important and then postpone it because there are other things on your mind that you need to attend to first.

Being in the right state is the first and most important step in achieving anything. This doesn't mean that you should be happy all the time, as those emotions we often label as “negative” can be just as useful for achieving certain outcomes. The point is that you choose the emotional state which will get you the best results, not that you choose the best emotional state.

Really effective people are very good at choosing states, moving into them quickly and exploiting their power. Every state, from anger through to apathy, has a purpose and the potential to help you achieve your chosen outcome. Of course, that implies that you have a chosen outcome, which we'll come onto later.

Suffice to say that really effective people naturally decide what it is they want and choose their outcomes very well. They go on to achieve those outcomes more often than the average man in the street, too.

There are essentially two ways to quickly change your emotional and mental state – changing your focus of attention and changing your physiology. Later on, there are some quick exercises that you can use to control focus of attention for yourself and your learners. You can even set a trigger for a state, giving you fast and easy access to it in future.

For now, we'll stick to physiology as it's really simple, really powerful and really easy to ignore. If you are alert and have plenty of water and oxygen, you will feel energetic and perform well. If you are lacking in any basic physiological needs such as sleep and light, you will perform below your best.

Hmmm.... Well, there's nothing new there. In fact, this isn't even NLP, but it's worth saying anyway. In fact, there is some NLP in here – once you get into rapport with your audience, you will affect each other's states. If you get tired after lunch, they will. If they get bored, you will. It's worth practising getting out of rapport with people and finding a way to alert yourself to the onset of tiredness, because we usually don't notice until it's too late.

Getting the right physiology for learning is the first thing you can do to improve the state of your learners. In a warm, cramped room with no natural light, you'll be lucky to keep your learners awake, let alone in a learning state.

In a room with lots of fresh air, light and water, even an average presenter can keep the audience in an attentive state. There is absolutely no good reason for making life hard for yourself, so get the environment right first before you think about anything else.

Aside from this, there isn't a right learning environment, and there isn't a right colour for learning. Rather than trying to second guess the needs and preferences of your audience, go for a venue that you feel comfortable in, so that you're relaxed and your confident state can rub off on your audience.

You can design exercises that require people to physically move in order to complete them. I don't mean building steam engines out of tin cans or struggling with radioactive waste, I mean standing up and moving around, going to other rooms and talking. You can build a physical version of any exercise that you set your group, and in doing so you achieve two aims; the original aim of the exercise and the aim of giving the group a break and an energy boost. Getting people to change their physical posture periodically is a great way for you to manage their learning state.



Join the best at the Maastricht University School of Business and Economics!

Top master's programmes

- 33rd place Financial Times worldwide ranking: MSc International Business
- 1st place: MSc International Business
- 1st place: MSc Financial Economics
- 2nd place: MSc Management of Learning
- 2nd place: MSc Economics
- 2nd place: MSc Econometrics and Operations Research
- 2nd place: MSc Global Supply Chain Management and Change

Sources: Keuzegids Master ranking 2013; Elsevier 'Beste Studies' ranking 2012; Financial Times Global Masters in Management ranking 2012

Visit us and find out why we are the best!
Master's Open Day: 22 February 2014

Maastricht University is the best specialist university in the Netherlands (Elsevier)

www.mastersopenday.nl



6 Outcomes

People who are very good at getting what they want are very good at understanding a simple secret to success. Here it is – you are more likely to get what you want if you know what you want. These people are very good at setting goals for themselves in a special way which programs the brain to notice opportunities automatically.



Knowing what you want makes it far easier to achieve. Successful people know this intuitively and use a simple formula to turn their goals into reality. You can copy this formula to get the results you want.

Later on, there's a formula you can use for setting goals that makes them easier to achieve. It's quite obvious really, the goal has to be something you want rather than something you don't want, you need to know exactly what it will look, sound, feel, taste and smell like, and achieving the goal needs to be good for you with no unwanted side effects.

You could remember the formula this way:

Positive

Under your control

Real (you can see, hear, feel, taste & smell it)

Ecological (no side effects)

You can use this simple formula in a number of ways to help people learn effectively. Sometimes, we learn by planning what we're going to learn and sometimes we learn spontaneously.

Often, the purpose of learning is inferred by the course title. Since the course title usually reflects the needs of the learner, it can sometimes create confusion because it describes the problem rather than the solution. I recommend you create course titles that reflect what learners will be able to do, rather than the problem you are helping them solve. In reality, a good title or headline would have both in it.

Some time ago, we did some work with a group of trainers who specialised in stress management. Their problem was that delegates would often be disruptive and uncooperative and they found it difficult to hold the course together. The first thing that jumped out was the title of the course – “Stress Management”. It’s a very common title for that type of course, but it describes the problem. When you add in the fact that many people on the course had been “sent” by their managers, the meaning became “You’re stressed and you’re not managing it”. No wonder some people were reluctant to take part, as the problem was not necessarily their ability to manage their state but perhaps more to do with the workload imposed by the boss. The manager was effectively saying “I don’t like you getting upset when I pile more work on you”. Did the staff need a stress management course, or does the manager need a time management course?

Instead of Stress Management, how about State Management? A bit vague. Instead of just letting people manage stress, how about having them grab it by the horns? Stress Control? Stress Engineering? How about having a Stress Rodeo? Yee-Haa! Ride that stress! It certainly creates a different expectation, and that’s what is important.

Now I do understand that there are good reasons for naming a training program after the problem that the training addresses, so that learners know what to look for. On the other hand, this will attract learners who have already decided what their problem is and therefore what the solution is. Alternatively, it will attract learners whose managers have determined this for them. If you ever have a problem with learners who have been sent against their will, then this could be a contributing factor. I know that some corporate trainers call these people ‘hostages’ which of course presupposes that they are being held against their will, and you know that they are free to leave whenever they like. In fact, they would learn more by knowing that they were free to leave whenever they like, because then they are making a free choice to participate.

Just imagine for a moment that you are having a hard time at work, and you have asked your manager for support a number of times, so he or she has decided that you need to go on a training course. Just spend a moment considering how you would feel if your manager told you that he or she had booked you onto any of these courses:

- Stress Management
- Time Management
- Skill With People
- Effective Meetings
- Handling Difficult People
- How to be a Better Colleague
- Plan Your Next Career Move

What did you imagine that these courses said about you? What did you imagine the other learners on the course being like? How did you imagine feeling during the training course?

A key factor in what we might call accelerated learning is individuality. If you have training content where uniformity is important such as Health and Safety or regulatory training, it's important that you use what you know about outcomes to set the frame of reference and tell people what they are going to do with their new knowledge.

If your training topic is more open, you can have the audience create individual learning outcomes which will define individual frames of reference. They are then far more likely to learn something which is useful and relevant to them and which transfers easily back to the workplace.

If you are doing something with personal development, it can be useful to run through the well formed outcomes exercise at the start of the course, using their own learning objectives as an exercise topic. This will force them to create learning objectives if they didn't already have them, and they will achieve those objectives as the course progresses.

If you want to use this same tool in a more indirect way, you can use a feedback form that the delegates fill in at the start of the course.



> Apply now

REDEFINE YOUR FUTURE
**AXA GLOBAL GRADUATE
PROGRAM 2014**

redefining / standards 

agence c&g - © Photostop



Here's an example that I use. I tell the course delegates that since I'm sure they want to rush away at the end of the course we'll fill in the feedback form at the start to save time later.

What do you want to get out of this workshop?
What can you see yourself doing differently as a result of this workshop?
What one thing will you tell your friends that you enjoyed most about the workshop?
What do you want to learn from this workshop?
How will you know when you've learned it?
What will having learned that do for you?
When will be your first chance to practice what you've learned?
What difference will other people notice in you?

Actually, here's an important point about real feedback forms – I often get delegates to fill them in during lunchtime or afternoon break because they have really seen all they need to – the course isn't going to get any better from that point on! And then they're in a much better state to give high quality feedback rather than rushing through the form because they want to get away.

The feedback form I use at the start of a course is essentially a future pace (a kind of vivid daydream about the future) that is written with presuppositions about the way that delegates will transfer and apply what they've learned. It allows learners to build on their own experience and thereby get the most complete, useful learning experience possible. The questions set a direction for their learning by drawing their attention to the personal value of the learning before they learn it rather than afterwards. Remember the sensory filters that we talked about earlier on? If you wait until the end of the course or the practice exercise to tell ask what they noticed, they will already have filtered out. If you want them just to notice whatever they notice, and that's the point of the exercise, or perhaps you want to demonstrate how different people have naturally noticed different things, then leave the outcome as wide open as possible, and make that the specific outcome for the exercise. You know that learners will often try to second guess the point of the exercise in order to get it right, so pre-empt that.

A presupposition is a very special linguistic tool in NLP that works on the basis that we process language by holding certain concepts as true in order to make sense of the words.

The neat thing about a presupposition is that by the time the listener hears it, it's already too late. A presupposition is not a NLP invention – it's a grammatical concept. It's what must be true in order for the language to make sense.

Later on, you'll read about something called "well formed outcomes", which is essentially a way to program your brain to notice opportunities for you to achieve your goals. You can use the outcomes exercise as it is, as it's a really useful thing for a delegate to take away from any training course. Alternatively, you can build the concept and language of the exercise into anything you do.

For example, you can ask delegates how they see themselves using what they've learned, or you can ask them what they see as they use what they've learned. Whilst these sound the same, they in fact generate completely different internal mental processes.

For example, asking them what other people will notice forces them to imagine something changing, which in turn creates the possibility for change. They may or may not change, what's important is that they are more open minded.

What's really important is that you prepare your delegates for an outstanding learning experience, and the simplest way to do this is to tell them to expect just that!



The image shows the BI Norwegian Business School logo, which is a central blue square with the letters 'BI' in white. Surrounding this central logo are numerous colorful, 3D-style rectangular blocks of various colors (red, orange, yellow, green, blue, purple) that radiate outwards, creating a starburst effect. Each block has a label for a business program: 'Business', 'Strategic Marketing Management', 'International Business', 'Leadership & Organisational Psychology', 'Shipping Management', and 'Financial Economics'. Below the logo is the text 'BI NORWEGIAN BUSINESS SCHOOL'. To the right of the logo is the EFMD EQUIS ACCREDITED logo.

Empowering People. Improving Business.

BI Norwegian Business School is one of Europe's largest business schools welcoming more than 20,000 students. Our programmes provide a stimulating and multi-cultural learning environment with an international outlook ultimately providing students with professional skills to meet the increasing needs of businesses.

BI offers four different two-year, full-time Master of Science (MSc) programmes that are taught entirely in English and have been designed to provide professional skills to meet the increasing need of businesses. The MSc programmes provide a stimulating and multi-cultural learning environment to give you the best platform to launch into your career.

- MSc in Business
- MSc in Financial Economics
- MSc in Strategic Marketing Management
- MSc in Leadership and Organisational Psychology

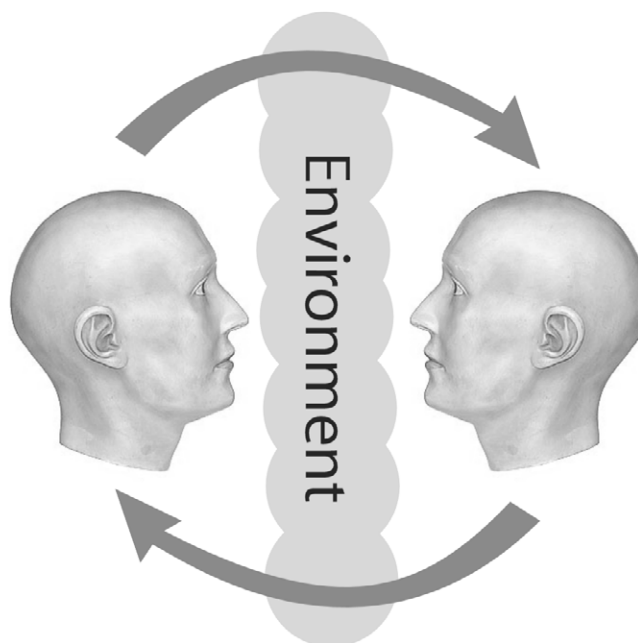
www.bi.edu/master



7 Rapport

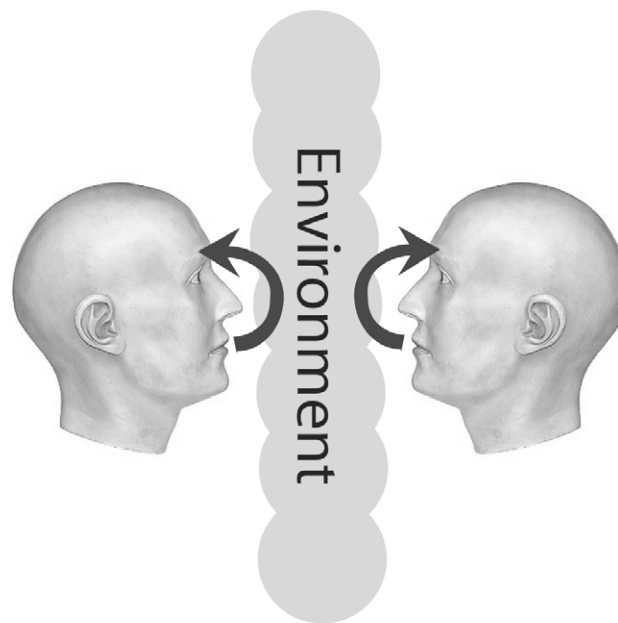
You already know what rapport is. It's that thing you have with people you like, when you're on the same wavelength, see eye to eye and feel a real connection with them.

You can think of rapport as being a conduit for communication. Without it, it's very difficult to engage the processes of agreement and compliance, and you have to work harder to be understood. When you have rapport you can take a lot of shortcuts, such as asking a close friend to pass you "the thing", and expecting that they'll know you meant the TV remote control.



Let's make a useful assumption: you already have rapport, so there's nothing you need to do to create it. From the moment you walk into a room, you are already connected with the people in there.

Some of them will be connected with the real you, some of them will be connected with their own mental models of what a trainer is like – their previous experience. And sometimes that previous experience will be helpful to you, and sometimes not, so there are certainly times when you don't want to be in rapport with other people, so that you can avoid being drawn into their hallucinations.



If someone is reacting to you in an odd way before you have really started, the chances are they are reacting not to you but to their own expectation, so that's a good time to stop and find out what is really going on.

Assuming that you're a naturally likeable and gregarious person, there are still many things that people do to stifle natural rapport.

The most common in training and presenting seems to be the placing of barriers between the audience and the speaker. A lectern blocks the audience's view of the speaker and restricts the flow of non-verbal information. Without rapport, the audience loses interest, the speaker gets nervous and the relationship descends in a spiral of infectious states.

The first and most important thing is to be in rapport with yourself. Self doubt and confusion lead to incongruence that the audience will pick up on instantly. They may not recognise it consciously but they will still find it hard to accept what you say. When you're in an incongruent state, you're more likely to generate confusion and doubt in the audience. You may choose to do this, in which case incongruence is a very useful tool.

If there's one simple thing you can learn about rapport, it's that you can choose the people you want to get into rapport with. If you feel that a salesman is being a bit too persuasive, or that someone secretly disagrees with you, even though they say differently, then it's worth having a quick check of your state to see what's going on.

You have probably heard of “body language” as devised by Allan Pease in the 1970s. Personally, I think that this came from an era where psychologists thought that people’s behaviour could be neatly packaged and explained with clear cause and effect. For example, if you put your hands behind your head, you’re being arrogant. I think that the idea of body language is helpful in that it gets people to think of their physical state as a means of communication, but it’s not helpful to think of specific gestures as having specific meanings.

I believe that Pease’s basic premise is that some gestures have some socially learned basis, such as the ‘thumbs up’, whilst others are unique to the individual. Therefore, a lazy communicator could learn to recognise generic gestures in order to understand non-verbal communication. Of course, it’s more accurate to say that everyone understands non-verbal communication because it’s not separate from verbal communication – it’s all part of the same information flow.

As a brief aside, I should add that as of the time of writing, Pease’s speculations about body language (we can’t really call his work research) have been discredited in a number of studies (see New Scientist, 6th April 2013).

Need help with your dissertation?

Get in-depth feedback & advice from experts in your topic area. Find out what you can do to improve the quality of your dissertation!

Get Help Now



Go to www.helpmyassignment.co.uk for more info



Helpmyassignment



Therefore, we all understand non-verbal communication, but we are consciously aware of its meaning to different levels. At one end of the spectrum, some people need a slap in the face to pick up on unspoken information, whilst people at the other end of the spectrum are now said to have a high EQ, or Emotional Intelligence quotient. Whilst you may or may not believe in EI, there's no doubt it has helped revive interest in good old fashioned people skills.

You've probably heard about sales training courses where people are taught to "match" or "mirror" the way that their customers stand or sit in order to get into rapport. There are certainly some interesting things you can learn from doing this, and there are a few rapport exercises at the end of this handbook that you can play with, but personally I don't recommend you actually do this in real life, because it will happen naturally if it is going to happen at all.

Personally, I think it's a bit contrived to adjust your "body language" to get into rapport with people. If you get on with someone, you'll be in rapport with them. If you're not in rapport, there's probably a reason for that and you should pay attention to what it is.

It's worth having a play with rapport, and paying particular attention to the way that it influences communication. If you're out shopping and you see someone selling something like double glazing, stop and watch – from a safe distance! Watch how the level of rapport influences the conversation and shows you how good a job the sales person is doing. In particular, watch the intricate dance that ensues when a sales person is trying to match the body posture of a customer who doesn't want to be matched.

Think about times when you would want to break rapport. You can do this very subtly by just breaking eye contact for a moment, and the effect can be dramatic. You can quieten someone who rambles on in a training course very quickly, and without anyone noticing simply by building rapport and then breaking eye contact for a moment, and using the slight pause to regain control of the discussion. As long as you keep moving, the person won't notice and you will protect the relationship that you have developed with them.

For you to be interested in NLP, you may already think of yourself as a "people watcher". Well, don't just watch, watch and learn! Notice patterns, sequences and connections in relationships and – most importantly – put what you've learned into practice.

8 Plan your planning

I'm going to tell you what really effective communicators do to make their listeners sit up and pay attention. I'm going to tell you what they do to ensure their listeners respond as they are intended to. And you'll be surprised at how obvious it is.

Really effective communicators plan their communication.

That's it? Yes, but that doesn't mean that they sit down and write a script, it means they tell their audience what they are supposed to do with the communication. Here's an example. I'm going to ask you a question. In a moment, I want you to make a choice. Here's something you need to decide on. You may have found that paragraph a little confusing, as it directed your attention in many different directions without closing any of the opening statements.

Before you say what you want to say, tell your audience what you want them to do. This is really just another way of directing people's attention, and it's very effective for managing the way people respond to what you say.

Here are a few more examples of this simple yet effective tool:

"I'm going to ask you a question now that I want you to think very carefully about before you answer"

"In a moment, I'm going to ask you to stand up"

"Here's a really important point for you to consider"

"This is what I want you to do"

"Before you fill out your feedback forms, I'm going to ask you a question"

"When we get back from lunch, I'm going to have you do some really creative group work"

"Before you finish reading your handbook, I would like you to think of at least three new ways you'll use all the great stuff you're learning."

If you tie this simple concept in with the goal setting exercises that you'll read about later on, you will quickly become a very powerful and congruent communicator, because the people you speak to will be able to understand easily and quickly what you want from them. It may be agreement, it may be an answer, or it may just be their attention. Whatever you want, you're more likely to get it if you tell people what it is!

In organisations, people often launch into transmission mode during meetings and then wonder why their colleagues pull their project updates apart. Sometimes, decisions go round in circles forever and never quite get made. We have come to learn what to expect from meetings, and if you are invited to a meeting then there may be an implicit expectation that you'll contribute. Meetings everywhere would be far more productive if people applied this simple principle. For example, saying "Here is an update on my project, I don't need any advice or feedback at this stage, it's for your information only" tells people exactly what is expected of them. Conversely, presenting a huge volume of facts and figures and only then asking people to make a decision is simply asking for trouble. If you tell people up front what you expect, they will pay attention in the right places and be able to make a decision when you need them to, instead of saying they need more time to think.

So, this is what I'm asking you to do. Whenever you want a specific response to what you tell people, first tell them what you want them to do.

Brain power

By 2020, wind could provide one-tenth of our planet's electricity needs. Already today, SKF's innovative know-how is crucial to running a large proportion of the world's wind turbines.

Up to 25 % of the generating costs relate to maintenance. These can be reduced dramatically thanks to our systems for on-line condition monitoring and automatic lubrication. We help make it more economical to create cleaner, cheaper energy out of thin air.

By sharing our experience, expertise, and creativity, industries can boost performance beyond expectations. Therefore we need the best employees who can meet this challenge!

The Power of Knowledge Engineering

Plug into The Power of Knowledge Engineering.
Visit us at www.skf.com/knowledge

SKF

Download free eBooks at bookboon.com

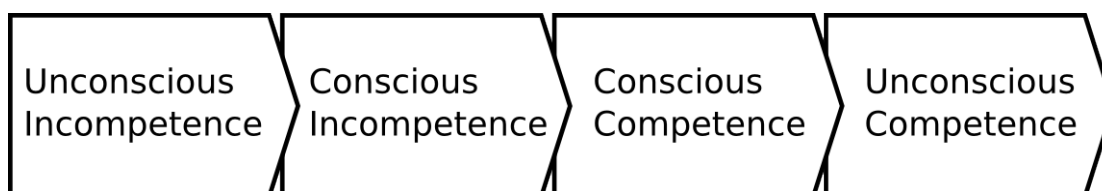


Click on the ad to read more

9 Four steps to learning

Often, people who are experienced at something are called upon to train people who are inexperienced. This is often a terrible idea, for a very simple reason.

Whenever we learn something new, particularly a physical task, we go through four well known stages. I've often read descriptions of them, but no one has ever explained why they are so important for knowledge transfer before. Here are those four stages:



So, when learning a new skill you start by not even knowing that you can't do it, because you don't know it exists to be done. Then, you realise that you can't do it. As you start to learn it, you know that you can do it and you have to concentrate to do it well. Finally, the skill becomes deeply embedded and you can do it well without thinking about it.

Think back to when you learned to ride a bicycle or drive a car and think about how you progressed through these stages.

Did your father, or another friend or relative, try to teach you to drive? Was it the same as having a proper driving instructor? Many experienced drivers have forgotten how they learned to drive, so they try to describe what they are doing. This is not the same as describing how they are thinking.

So What?

People who are skilled at a certain task are often the worst people to train others to perform that task. They have become unconsciously competent so they are only able to pass on the information that they have conscious access to, which is only part of the knowledge required for the task or skill. As a minimum, someone who is trained to model the skill and then structure the learning experience should facilitate the session.

By describing how they drive, they are offering a very limited part of their already limited representation of the world. They are often very good at telling the learner what not to do but are less able to identify what should be done instead.

Of course, not all professional driving instructors are perfect, but their focus is on learning to drive, not knowing how to drive. By focussing on the transition from not knowing to knowing they are able to convey that information more effectively than someone who knows how to drive, but doesn't know how they know.

Humans are very flexible and adaptable and are able to learn many more skills than they need to complete any given task. They always have more knowledge than is necessary and they are therefore able to improvise or respond to changes easily. The people in your audience will always have more relevant experience than they give themselves credit for, and you can exploit this to your advantage. By drawing out what is already within them, you will be blamed for their transformational learning experiences. You don't need to be an expert in the course material, just an expert in curiosity.

I suspect that you already know this, and that you already draw on learners' experiences a great deal. The key here is that your learners not only know more than you might think, they actually know a great deal more than they think because they just don't have conscious access to the majority of what they "know". When you start to hear those hallmark phrases that reveal a talent, such as "I don't know, I just do it" or "Doesn't everyone do that?" then spend a little time digging deeper, as you are about to hit gold.

One of the other consequences of this model of learning is that in order for someone to become better at something they can already do.



"I studied English for 16 years but...
...I finally learned to speak it in just six lessons"
Jane, Chinese architect


ENGLISH OUT THERE

Click to hear me talking before and after my unique course download



9 Logical levels

Perhaps you remember sets and Venn diagrams from school. Set theory is a way of categorising elements into groups to make logical calculations easier.



Here, you can see that two girls are musicians and three aren't. One boy is a musician and four aren't. Not surprisingly, there are no musicians that are both a girl and a boy and there are no musicians that are neither a girl nor a boy. This is a visual representation of a series of logical expressions which include:

Boy AND Musician = 1

Girl AND Musician = 2

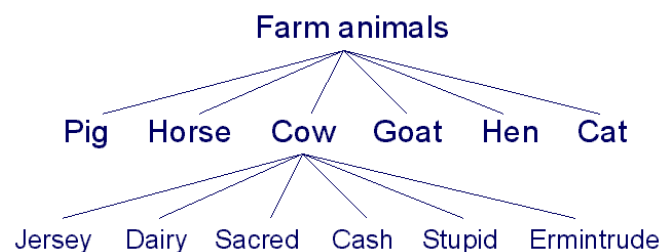
Girl OR Musician = 5

Boy OR Girl = 10

Boy AND Girl = 0

Which is easier for you to understand? If you just want a single piece of information, it might be easier to read it from a table or spreadsheet. If you want to see the whole situation, the big picture, then the diagram might be easier. Different methods of coding information are useful at different times and for different purposes. Human spoken language is one way of coding information, but it's not the only one.

Here's a way of visually coding hierarchies of information:



You can see that “cow” falls into the category “farm animals” and that “Jersey” falls into the category “cow”. I’m afraid I’m not an expert on cows so some of them may not be farm animals in the strictest sense.

As you might expect, someone used this logical approach to categorise language too. Whenever we make statements about ourselves, our beliefs, our values, our rules and our needs we use language that falls neatly into levels of abstraction.

With language that relates to ourselves, the categories are:

Identity	Me, who I am
Beliefs	What is true about the world, my values, my rules
Capabilities	What I can do, everything that I know about
Behaviour	What I am doing right now
Environment	Where I am, the people around me, the world I live in

You might have heard these categories described as ‘logical levels’, which is a contentious subject in NLP.

Here’s another example, using the language of “limiting beliefs”. You may have read about limiting beliefs as being ideas that you hold as true which will hold you back and prevent you from succeeding, and the only thing that makes them true is that you believe they’re true.

Identity	I’m not a teacher
Beliefs	I could never be a really good teacher
Capabilities	I can’t teach
Behaviour	I’m not going to teach
Environment	I’m not teaching this subject

If we turn the above examples into positive statements, we get:

Identity	I’m a teacher
Beliefs	I could be a really good teacher
Capabilities	I can teach
Behaviour	I’m going to teach
Environment	I’ll be teaching this subject

Remember, positive doesn’t mean good, it just means something that exists or is not negated.

Remember also that limiting beliefs don't limit you – they represent a choice that you make to not do something. All beliefs are limiting, if we think in that way, because all beliefs constrain what is possible.

Very often, and in today's language of life coaching, people will say, "I want to change careers, but I have a limiting belief that stops me from leaving my job". The notion of a limiting belief is nice on paper, and it should stay there, because ideas do not limit you. Why not? Because to allow your own ideas and beliefs to limit you makes you passive, and therefore powerless to do something different.

Isn't it better to choose what you're doing rather than blame your own beliefs for not having done it?

So What?

When you want to communicate effectively with someone, especially in a facilitation or conflict situation, you will get better results by using your knowledge of logical levels. If someone says "I can't do this" then you can choose to stay at the same level (Yes you can, what *can* you do?) or you can move up a level (I know you will be able to do it) or down a level (What are you doing now?)

By identifying the logical level in language, you are able to determine how a person is structuring their thinking.



What do you want to do?

No matter what you want out of your future career, an employer with a broad range of operations in a load of countries will always be the ticket. Working within the Volvo Group means more than 100,000 friends and colleagues in more than 185 countries all over the world. We offer graduates great career opportunities – check out the Career section at our web site www.volvogroup.com. We look forward to getting to know you!

VOLVO
AB Volvo (publ)
www.volvogroup.com

VOLVO TRUCKS | RENAULT TRUCKS | MACK TRUCKS | VOLVO BUSES | VOLVO CONSTRUCTION EQUIPMENT | VOLVO PENTA | VOLVO AERO | VOLVO IT
VOLVO FINANCIAL SERVICES | VOLVO 3P | VOLVO POWERTRAIN | VOLVO PARTS | VOLVO TECHNOLOGY | VOLVO LOGISTICS | BUSINESS AREA ASIA

Download free eBooks at bookboon.com



Click on the ad to read more

Here's a recent example from a NLP Practitioner course. On the subject of goals, one delegate said that his goal is "I want to be able to paint". Notice how this differs from "I want to paint" or "I want to paint people". He is asking for the skill, the capability – he may not actually do any painting. Of course, we can say that he already can paint, it just doesn't turn out how he'd like it to. You can use this structure to understand and clarify the problem, so that you're working at the most appropriate level to effect change.

When people talk about problems and in particular when they talk about things they can't do, you can use your knowledge of logical levels to either constrain their thinking within the problem or open their mind up to generate new ideas. Remember, if you address the stated problem directly you are saying, "Yes, I agree that you have this problem". In fact, that's so important I think we'll have a box:



If you address the stated problem directly you are acknowledging and accepting the problem as real. Always move to a more useful position first before looking back to the problem if you need to. Many problems will disappear immediately as a result of directing your thoughts to the desired outcome. Any lingering problems are much easier to handle from a position of knowing the problem can be solved.

For example, if someone says "I want to be able to paint" and you respond with "How have you tried to learn?" then you are non-verbally saying, "You're right. You can't paint". A more useful response might be "So when you paint now, how does it look?" Oddly enough, this person had a particular problem with visualisation, so it's no wonder that he couldn't see her internal pictures clearly enough to transfer them onto paper. By the way, that's effectively what creative drawing is. You imagine a picture on the paper, and then you draw round it with a pencil.

If you choose to remain at the same level, you will constrain your thoughts within the problem. You will probably not generate any new ideas at this level, as the problem itself sets the boundaries for the solution. However, you may want this to happen, so it may not be a bad thing.

If you move up a level, you are able to think about other examples of this problem, and you will have better access to similar experiences to draw from. You will have better access to your skills by moving to a higher level than the problem.

If you move down a level, you will move from thinking to doing, you will increase the chances of taking action. You will start to motivate other people to take action.

Here are some examples of questions you can use to clarify problem statements:

“I’m not a xyz”	“What <i>are</i> you, then?”
“I’m not a xyz”	“What <i>can</i> someone who isn’t a xyz do?”
“I’m no good at this”	“What <i>are</i> you good at?”
“I’m no good at this”	“What sort of person <i>would</i> be?”
“I’m no good at this”	“What <i>else</i> can you do?”
“I can’t learn this”	“What makes you say that?”
“I can’t learn this”	“What <i>are</i> you learning?”
“I can’t learn this”	“What <i>can</i> you learn?”
“I’m not doing that”	“What <i>can</i> you do?”
“I’m not doing that”	“What <i>will</i> you do?”
“I’m not doing that”	“Where <i>could</i> you do that?”
“I’m not doing that here”	“Where <i>will</i> you do it?”
“I’m not doing that here”	“What <i>will</i> you do here?”

It’s no coincidence that every response to these examples is a question. Remember, the person speaking these phrases is operating from an incomplete map of the world. They do not have an internal representation of the world that is complete – and neither do you!


This can come as a surprise to many people who have built their reputation on being right and on knowing everything. This is not a sign of arrogance or self-importance, it is merely a reflection of the situation that society puts trainers and teachers into. As a trainer, you are expected to have all the answers when it is generally more useful to have all the questions.

So, historically, the job of a teacher is to pass his or her map on to others. Fortunately for us, the role of the teacher or trainer is changing and becoming more like a facilitator or coach, helping students to learn for themselves.

So, your job is not to give the complete map to them, as you are only giving them your map and that is only useful to you. Your job is to help them recover the missing pieces of their own map. Consider, using each of the questions above, how the likely answers differ to what would happen if you just said “why not?”



You will not help people by giving them your internal map, as it is only useful to you. Your job is to help them enrich their own map, and the way to do that is to ask them questions about the missing pieces.




Since you have no way to know how someone else structures their experience of the world, you have no way of knowing what parts are missing from their map. What may seem like missing information may in fact be a different way of organising that information to you. You may have experienced talking to someone who “just won’t be told” and now you know why!

We’ll leave logical levels in peace for now, as they will pop up again later on.



10 Maps

Language represents a tiny part of the experience that every person has in their head. Language does not convey experience – it summarises it. When someone makes a statement like “I can’t learn this”, you can ask yourself “what must their experience be, in order for this statement to be true”.




Often, people do or say things that don’t make sense to you. Every behaviour makes complete sense for the person concerned. Your job is not to judge based on your map, it is to ask yourself “what must this person believe, think or need for this behaviour to be the best choice available?”

To understand someone, you must enter their world, not stand on the edge of your own and pass judgement.

By doing this, you are gaining a glimpse into their internal world. You must not be tempted to fill in the gaps you perceive in their experience. You must help them recover lost information themselves, not give it to them on a plate. If you responded to “I can’t learn this” with “Yes you can, because other people are!” then you are giving them your experience, not helping them to expand their own.

Giving someone a piece of your map – “a piece of your mind” – is pointless as your map is incomplete too. In fact, they have bits that you don’t so think of this situation as an opportunity to exchange ideas, not to give them.

It’s very useful to realise that the more people you talk to about an event or experience, the more accurate your representation of it becomes – if you are willing to accept their version of events as true too.



If giving a piece of your map is “teaching” then pointing to missing pieces encourages “learning”. Choose which is more useful!

The more interpretations of the world that you build into your map of the world, the more complete and useful it will become. This won't happen if you continually judge other people's maps as being wrong because they're different to yours. After all, two different maps can't both be right can they?

Think of a street map of London and a tube map of London. Which is right? If one is right, the other must be wrong! Of course not, and by using both you get twice the useful information. Think of maps of experience in the same way and you'll find things much easier.

When someone is saying that they can't or won't do something, there are two amazingly simple yet effective questions that you can ask to change forever the way that they think about their problem. These questions are only known to the world's top secret change magicians, so you must promise to use them wisely.

These two magical questions are **“what stops you?”** and **“what would happen if you did?”**

No, you didn't miss anything. That's all there is to it.

Remember that you tend to get what you focus on. By asking people about their problem, you are focussing their attention squarely on the problem itself. The more they look at it, the bigger it gets. Throw in some well meaning counselling or therapy and the problem will soon be big enough to be insurmountable.

“Tell me about it”... “Oh dear”... “Why?”... “Why not?”... These questions just embed the problem deeper.

The first question focuses attention on the nature of the problem – what properties the problem has that cause it to hinder progress. The question puts the person back in control of the problem and separates them from it. They are able to explore the problem as a temporary barrier as the important word in the question is “stop” which implies that time is no longer passing.

When people talk about problems, they are often referring to things that happened in the past as if they are happening through the present and future. By asking, “what stops you”, you are freezing the problem in time and preventing it from affecting the future which is, of course, unwritten.

A sneaky variation on this is “how do you stop yourself?”

The second question focuses attention on the future after the problem has been solved. It is similar to asking “do you need the problem” but that is often too abstract to be useful. Asking “what would happen if you did” forces the person to create an internal experience of the future in which he or she has moved past the current limitation or barrier. In order to answer the question, the person must create this new future representation. In order to create that representation, a very important change must happen inside the person’s head. Their world now contains the possibility that there is a solution to the problem. If they can imagine it, then it can exist.

When someone says “I can’t learn this” and you ask “what stops you?” they will tell you what barriers exist in their perception of the world. You can now work on these barriers directly and remove them, move them aside or lower them – whatever metaphor works for the person in question.

You don’t even have to work on the barrier itself in most cases, so you don’t have to spend time “solving” the problem. You can just ask them to move it aside for a moment and, if they still need it, they can move it back again afterwards. Since the person imposes these barriers, the person can move them too.

If you listen to their language and watch the way they gesture when they talk, you’ll see them describe the barrier and tell you where it is. You can either move it yourself, or you can get them to move it. If you just go right ahead and work on the assumption that they can do whatever they’re having difficulty with, you’ll find that the barrier disappears by itself in most cases.



www.sylvania.com

We do not reinvent the wheel we reinvent light.

Fascinating lighting offers an infinite spectrum of possibilities: Innovative technologies and new markets provide both opportunities and challenges. An environment in which your expertise is in high demand. Enjoy the supportive working atmosphere within our global group and benefit from international career paths. Implement sustainable ideas in close cooperation with other specialists and contribute to influencing our future. Come and join us in reinventing light every day.

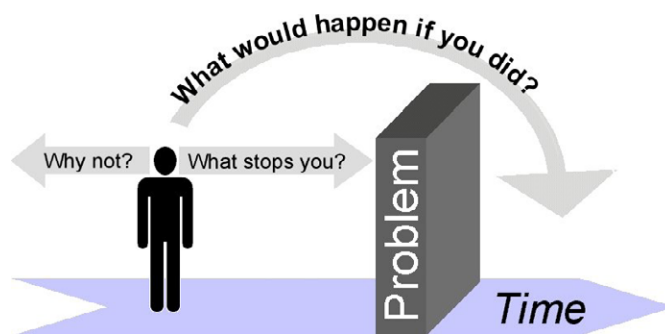
Light is OSRAM

OSRAM SYLVANIA 



When someone says, “I can’t learn this” and you ask, “what would happen if you did?” they have to create an internal representation of themselves having learned whatever they can’t learn. The possibility now exists that the subject is ‘learnable’ by them, given time and resources. The barrier is now gone, because it was created by the choice to not look beyond it.

In contrast, if you respond with “why not?” then you accept their model of the world and the limitation that exists within it. You are effectively saying, “Yes, I agree that you can’t learn this. Now justify yourself”. In return, they will do just that – they will give you a list of very plausible reasons that support their limiting belief. In fact, every time you ask “why not?” they will convince themselves, and you, a little more.



This process of recovering lost information is very relevant to logical levels too.

Just a brief aside – the concept commonly termed ‘logical levels’ is more properly known as ‘neurological levels’, and it is a contentious area in NLP as it is not part of the original body of knowledge, nor can it be derived using the NLP modelling process which was the basis of all of NLP’s techniques. However, it is a useful concept which complements NLP’s techniques.

If, when you are explaining something, you jump levels, you are demanding that your audience makes a leap of logic to fill in the missing levels. A nice, smooth progression through levels guides the listener’s brain on a journey. They will pay more attention to you because they are not ‘inside’ creating missing information and they will find information easier to absorb and learn.

When explaining a new idea or concept, the name that you give this idea is expressed as an Identity level statement. A smooth progression through levels would be something like this:

The name of the concept

What it is good for

What it can do

An example of how you might use it

When and where you would use it

If you are the kind of trainer who likes to build knowledge up rather than start with abstract theories and work down, then this might suit you better:

A situation you might find yourself in

What you would normally do in that situation

All the things that you could do in that situation

What is true to say about that situation

A name for the concept or idea

Of course, in order to fully communicate with your audience, you would use both to appeal to different learning styles. Here's an example.

NLP is a personal development tool kit that can be applied to personal change, problem solving and a great many other situations. In training, you might use NLP to communicate effectively with your audience during a part of your training course where you want them to remember information easily.

If you're in a situation where you want to explain the connection between language and behaviour, you might start by running through the whole list of profiling categories, giving examples of language and behaviour. You could ask the delegates to explain it to each other, or you could ask them to read the list of categories and work through a written example. In any case, what's important is that they start to hear the patterns in normal speech and correlate them to behavioural choices. Then, when they have some real experience to build on they can understand the relevance of the name 'metaprograms'.

Hopefully, you noticed that the two last paragraphs were an example of this idea. In the first half, the Identity level label was 'NLP' and in the second half it was 'metaprograms'.

"Metaprogram" is NLP jargon for a category of behavioural trait that can be recognised in a person's language and behaviour. Metaprograms perform the same basic function as many other profiling methods in that by listening to language structures you can predict behavioural tendencies. Also, by tuning your language to that native to a person's particular metaprograms, you will communicate easily and effectively.

The one big advantage of NLP metaprograms over other profiling methods is that you don't need to fill in forms or questionnaires – you can profile someone whilst having a normal conversation. Once you start to hear how the structure of language is littered with the signs of mental processes you'll wonder how you didn't hear these patterns before.

Metaprograms are also patterns by which people organise their perceptions, and so they give you important information about how a learner is organising their understanding of an activity or subject as well as how they will behave in response to that perception.

In order for a person's natural language to shift from one level to another – from “I know how to drive” to “I'm a good driver”, for example – some specific internal processes take place.

We have names for most of these processes, for example, if someone shifts from talking about what he can do to what he is doing then we might call that either motivation, or making a decision, depending on the context.

If someone shifts from talking about what they are doing to what they can do, then they have moved from conscious competence to unconscious competence – a process that we might call mastering a skill.



CHALLENGING PERSPECTIVES

Internship opportunities

EADS unites a leading aircraft manufacturer, the world's largest helicopter supplier, a global leader in space programmes and a worldwide leader in global security solutions and systems to form Europe's largest defence and aerospace group. More than 140,000 people work at Airbus, Astrium, Cassidian and Eurocopter, in 90 locations globally, to deliver some of the industry's most exciting projects.

An **EADS internship** offers the chance to use your theoretical knowledge and apply it first-hand to real situations and assignments during your studies. Given a high level of responsibility, plenty of learning and development opportunities, and all the support you need, you will tackle interesting challenges on state-of-the-art products.

We welcome more than 5,000 interns every year across disciplines ranging from engineering, IT, procurement and finance, to strategy, customer support, marketing and sales. Positions are available in France, Germany, Spain and the UK.

To find out more and apply, visit www.jobs.eads.com. You can also find out more on our **EADS Careers Facebook page**.

AIRBUS **ASTRIUM** **CASSIDIAN** **EUROCOPTER**

EADS





You can hear these shifts in language patterns as you take people through a learning experience. They are a very important indicator to you that your learners are rearranging their internal organisation to integrate what you are helping them to learn. They are adding new information to their maps of the world.

Of course, not only your audience's language can shift during a learning experience – yours can too. You can intentionally shift language patterns at specific points in time to effect change in your audience.



You can think of motivation as being the mental process that takes place when a person naturally moves from thinking at the Capability level to thinking at the Behaviour level. Therefore, by changing the structure of your language you can directly influence people to take action or to organise their ideas and learning more easily.

By listening to how people talk, you can understand how they think. The reverse is also true, so people will switch thinking modes depending on how you talk.

When you listen to people talking about skills, tasks, learning and abilities you will hear a number of interesting language structures that give you a great deal of useful information about what they have learned.

When you hear “I can” or “I can't” you know that the person is talking about capabilities. When you hear “I do” or “I don't” you know that they are talking about behaviour. The two are fundamentally different and must not be confused or generalised to the same meaning.

Language itself is a generalised, distorted, filtered metaphor of what is really happening inside your head.

Here are some examples of the kinds of statements you will hear from learners, along with a translation that recovers the original thinking. Read the antidotes carefully as some may look the same but are slightly different.

These words are known as ‘modal operators’ and in English grammar, they modify a verb in some way, perhaps by placing a condition on it.

The suggested meanings that I have given below are, of course, just ideas based on this particular context, and they probably won't match what you'll find in the dictionary.

	Meaning	Antidote
Can	I have the ability and knowledge to do this	Good! (How did you learn?)
Can not	I imagine this being done, I do not yet know how to do this myself	What would happen if you did? What stops you?
Will	I have the ability and the motivation to do this	Good! (How did you decide?)
Will not	I have the ability to do this but not the intention / motivation	What would help you decide to do this?
Could	I have the ability to do this but execution is conditional on another factor	What stops you? What would happen if you did?
Could not	I am imagining this being done, I imagine myself trying and failing	What stops you? What would it be like if you could?
Would	I have the ability to do this but something is stopping me	How do you stop yourself? What would happen if you did?
Would not	I have the ability to do this but an internal value or belief is stopping me	How do you stop yourself? What would happen if you did?
Might	I have the ability to do this but have not yet decided whether to	How will you choose? How will you know?
Might not	I have the ability to do this and I want to retain my free choice	How might you stop yourself?
Do	I regularly do this or am doing this 'now'	Good! (How did you learn?)
Do not	My beliefs prevent me from doing this or even thinking about doing it	How did you decide not to? Was there a time when you did?
Am	I place myself in the category of...	What kind of things does that enable you to do?
Am not	I place myself outside of the category of...	What are you then? What does that enable you to do?

The word “now” has a special meaning for us – it doesn’t necessarily mean this present moment, which was just then anyway. “Now” means an ongoing period of time that you internally think of as the present.

For some people, “now” means any time between last week and next week. For others, “now” is just a few minutes long. Everything that happens within this moving frame of time is happening “now” so you might say “I’m going to the gym now” or “I’m working in London now”. It doesn’t mean that you are there right at this moment, it means “in the present” or “these days”.

I know you already knew that, but I wanted to point it out because it's one of those simple things that we take for granted that reveal huge amounts of useful information. You know that I'm writing this now, but that's a different now from the now when you're reading this. I'm writing this now, and you're reading this now. We are connected through time and space by these words. In fact, we are all connected through time and space by the words we use.

It's always interesting to recognise the many ways that people differ, and the range of possibilities that exist within our perception of experience. Time itself is highly subjective and different people will think of time in different ways. In particular, what one person calls a short wait is an eternity for someone else.

As you start to hear the way that language reveals the structure of experience, you will hear many different ways that people organise their internal resources.

The more you listen, the more amazed you'll be at the differences between our maps of the world, and the better you'll be at communicating with other people and helping them to learn effectively.



360°
thinking.

Deloitte.

Discover the truth at www.deloitte.ca/careers

© Deloitte & Touche LLP and affiliated entities.



11 Paying attention

Although this isn't strictly to do with training (or maybe it is) it actually demonstrates one of the key principles that underpin NLP. Without understanding this, people who complete NLP courses just go around doing NLP to people instead of absorbing and integrating it. Maybe you've met people like that in the past – I have, and they certainly put me off NLP!

Many years ago, when I was an apprentice telecoms engineer, I could understand complex systems very easily, although sometimes I started taking the thing apart before stopping to find out what was actually wrong with it. One day I went to a factory with the local engineer to fix a telephone. I went straight to the telephone, picked it up and started taking the back off with my screwdriver. The engineer stopped me and suggested I just pick up the handset and listen instead of diving straight in. What I heard wasn't dial tone, but the kind of sound you'd hear if a button were pressed down. Just by stopping and listening, I heard everything I needed to know to solve the problem.

A few years later I went to a big tyre factory in Stoke on Trent to carry out a software upgrade on a piece of equipment. I waited until everyone had gone home, and then set to work. The upgrade should have taken less than an hour but half way through the equipment developed a fault. I spent a few hours trying to fix it, and then drove back to Telford to pick up a spare, and then back to Stoke. I finally gave up at about one o'clock in the morning. The next morning, I met my manager on site and immediately set to work on the equipment again. He stopped me and suggested that I just stand in front of the equipment rack and watch. I didn't see anything helpful, so he suggested I pay attention to the lights on the front.

These things have lights just like the ones on your car's dashboard, telling you what the status of the system is. This piece of equipment had two circuit boards which were physically identical apart from the position of a switch that told the system that either Telex terminals or Telex lines were attached. On the back of the equipment, terminals or lines would be physically plugged in. In this case, there were 7 terminals and 2 lines, so on the terminal card there were 7 lights and on the line card, 2 lights.

So, as I watched, I began to notice that the system was telling me it had 7 lines and 2 terminals attached. Remember that switch? All I had done was take the two cards out then put them back in the wrong slots. That was it, and all I had to do was watch. On the other hand, I got 8 hours overtime, so it's not all bad news.

On a NLP Practitioner course recently, someone was trying to do an exercise called the “fast phobia cure” with her partner, who said he was afraid of cockroaches. She couldn’t get the technique to work, so I asked him what he was afraid of. What he told me was that he lived in Spain for a while and one day he saw a cockroach in his kitchen that ran out from behind a chopping board. The cockroach surprised him, then sat, looking at him in an evil way. Now, as you know, cockroaches don’t look evil. In fact, neither do people – words like “evil” or “happy” tell you that the person is adding some information on top of what they directly saw, heard or felt – they’re adding some of their own experience. Now, if you really pay attention to what this person was saying, you can hear that he’s not afraid of what the cockroach actually did – he’s afraid of what he imagined that it might do. When we asked him to run through the actual experience, he wasn’t scared at all. When we asked him to run through what he imagined might happen, the cockroach flew up into his face and attacked him. Who in their right minds wouldn’t be afraid of that?

Here’s another example – someone asked me to help him overcome his fear of public speaking. Now, you might jump to the conclusion that he was afraid of public speaking, so here’s his original request for help, exactly as he said it.

“I would like to be able to accept invitations to speak publicly as easily as you did”.

So, what does that tell you he’s afraid of? Public speaking? No! He loves that bit! In fact, he’s afraid of accepting. So, what happens between accepting and presenting? He worries. He’s afraid of worrying. When he gets to do the presentation, he loves it – he gets a buzz out of it. Then he says to himself “I wish I could remember the feeling of the buzz for next time”, so that was exactly what I had him do.

In problem solving, people will tell you the exact nature of the problem, and give you the solution, within the first sentence or so, as long as you pay attention to what’s really there instead of inserting your own experience or expectations.

So, you won’t find that in any NLP book that’s based only on the visible techniques of NLP. A book like this, that lets you soak up the attitude and approach of NLP is full of stories that help you to learn what’s really important.

Remember – if you don’t have the mindset right, the techniques will never work. If you have the right mindset, the techniques will come naturally. It’s easy to write down techniques, it’s not so easy to help people learn an attitude. For this, we need a highly advanced, highly efficient and highly overlooked form of communication – the story.

12 Time for a story

Time is very important for all sorts of reasons and since we've already mentioned the concept of "now" we may as well spend some more time on the subject.

Time is subjective. This means that every person thinks of time differently. We all have a shared hallucination of the passage of time that is indicated by clocks, but two people in the same room at the same time, looking at the clock and seeing the same time will have different perceptions of time flying or dragging, depending on their focus of attention.



Someone who is totally focussed and enthralled will think that time has flown. Someone who is thinking of other things will be clock watching and will perceive time passing at a crawl.

What makes the difference? Well, partly it's to do with the way that your ability to absorb information is controlled by a part of your brain called the Reticular Activating System. This information is of no use to you unless you have your electrodes handy. What is more useful is to know that you tend to get more of what you focus on. Focussing on boredom will therefore make you more bored. There's certainly a connection between being bored and being boring, as proven by the Pet Shop Boys. I don't mean that they're boring, I'm just reminding you that they sang about it. You may think they're boring which is entirely up to you.

You can use a number of methods to direct someone's attention, and the first we'll talk about is engaging whatever is being focussed on and using it to draw in the listener. A very powerful way to engage attention is with stories. Stories encourage the brain to create internal representations, which, surprisingly enough, are what memories and facts and figures are.

Later on, you'll learn about the brain being an analogue computer. Don't learn about it now, just forget I mentioned it. Go on, really try to forget it.

Are you starting to get the idea of how to focus attention? Anyway, since the brain is an analogue computer it cannot directly represent anything that doesn't exist. This includes anything which is somewhere else, any time other than now and involving any person other than you. Why do you think you identify with characters in films or songs? Because they're YOU!

So, if you tell a story about someone who lived a long time ago in a faraway land who was really, really excited at the thought of being able to learn really easily then your brain can only make sense of the information by transporting you to that land and time and into the mind of that person.

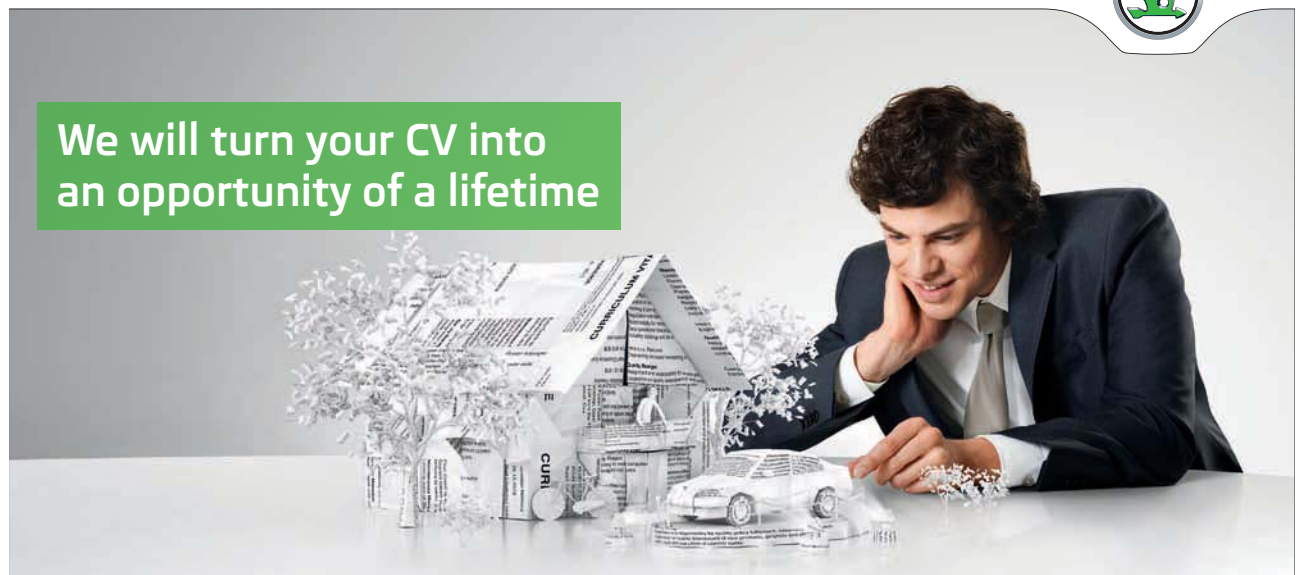
I knew someone once who was very inquisitive and always wanted to know how things worked. As the years went by, this person stopped wondering how things worked and turned his attention to how people worked. You know what it's like, to watch someone and wonder what goes on between their ears. Sometimes, you watch someone and wonder if anything at all goes on between their ears!

SIMPLY CLEVER

ŠKODA



We will turn your CV into
an opportunity of a lifetime



Do you like cars? Would you like to be a part of a successful brand?
We will appreciate and reward both your enthusiasm and talent.
Send us your CV. You will be surprised where it can take you.

Send us your CV on
www.employerforlife.com



Download free eBooks at bookboon.com



Click on the ad to read more

Anyway, one day this person found herself sitting and reading a book that answered all the questions that he had had and giving her insight into all those curious things that went on in the world. Now, it doesn't always matter too much what the exact detail of the book was. I forget anyway. Time's like that – things that you're really certain about one day become a bit fuzzy the day after. Soon you can't quite remember what you were certain about all those years ago and once again your mind becomes open to new ideas because certainty is a sign that your mind has pulled down the shutters and that's the last thing you wanted, wasn't it?

Stories are a very powerful way of communicating directly with each person in a large audience. Why? Well, in order to make sense of a story, the listener identifies with the story, searching for relevance and connecting their own experience with that of the characters in the story. Therefore, your story will connect with the unique experience in each listener's mind, creating a totally new story that involves the listener at a very personal and relevant level. If you tell a story to 30 people, you'll end up with at least 31 stories.

Everyone loves a story. You can call it an anecdote, gossip, a tale, a rumour, a case study, a report or anything else you like that makes it acceptable, respectable or true. Some people have a problem with the word story because it implies that the information is made up or untrue. Sometimes this is the case and sometimes it isn't and that's not relevant to the structure of the story or its effect on the listener.

If you believe in truth then consider this – how do you know that the news is true? You can read two newspaper accounts of the same event and read two totally different stories because of different political affiliations. You already know that the truth can be bent, but how far will it bend before it becomes a lie? That is entirely subjective and depends on your point of view. If you're a Star Wars fan you'll recall that Obi Wan Kenobi told Luke Skywalker that his father was dead. When Luke found out that his father was very much alive and living as Darth Vader, he thought that Obi Wan had lied to him. It turned out that Obi Wan had used the term "dead" metaphorically, which made it all right. Language is such a collection of metaphor and distortion that it's hard enough to be precise, let alone true.

So, if you want stories to be true, use true stories. If you don't mind either way then let your imagination run riot. Many years ago, when I worked as a telecoms service engineer, I used to visit a large international bank where there was a big room full of people sending and receiving Telex messages. This was the first job for many people joining the bank from school and at the end of the room, behind a desk, sat the supervisor. Breaks were strictly policed and at lunchtime the whole room closed down.

I remember on a few occasions walking in to that room at lunchtime. Do you think the room was empty, all these young bankers down the pub or enjoying a frolic in the park? (The room had no windows!) Well, every day, all the young Telex operators would bring their chairs down to the end of the room and sit and listen to stories. Every day, the supervisor would tell stories about how life used to be in the bank, about the people that had been and gone and about her own journey through the ranks. Every day, the audience would sit in a hushed and reverent silence until lunchtime was over and they would shuffle back to their terminals.

Now, if you had told them that they weren't allowed to leave the room at lunchtime, what would have happened?

Time can easily be distorted and used to suspend an audience's perception of 'real' time – whatever that is.

Here's a really simple way of moving people, internally, back to another time. Start off talking about past events using past tense for your verbs. The easy way to do this is just to imagine that "now" is the present moment and that you are looking back to the past. Your language will naturally reflect this.

When you notice your audience doing things like staring into the distance or to one side, shift your verb tense to the present. Again, you just imagine that you have stepped back in time and that "now" is in fact "back then". Here's an example.

Do you remember your first day at school? What was it like? Do you remember the sights, sounds, maybe you remember the taste or smell of school dinners? Perhaps you can imagine what the layout of the school was like for you back then, the rooms, the hall, the playground. I don't know if you can imagine it really clearly but as you look around you and just soak up the sounds, what is the first thing that you notice? Do you see a teacher? Does everything seem bigger? Do you hear those sounds of children playing outside? Do you remember the summer of your exams? Can you hear the calls of the children outside in the sunshine as you sit in the examination room? Maybe the smell of the freshly cut playing field wafts in through a window? Maybe particular people spring to mind? Friends? Teachers? Dinner ladies? Well, you can enjoy it for as long as you like before you return to the present time.

After you have read through that paragraph, go back through and notice the verb tenses. Notice how they shift from past to present just before half way. Imagine how different a History lesson would be if you were really there. The great thing about this is that everyone listening gets drawn in to their own personal version of the story.

Did you know that Roman soldiers used to drink vinegar when they were marching? I don't know if that's the same kind of vinegar that they have at the chip shop, or if it's something like my Dad's home made wine that just used to taste like vinegar but you can imagine how you feel on a really hot, dry day when you've been running around or walking a long way and you can imagine sitting down under a shady tree with your Roman friends and taking a long, refreshing drink of...lovely warm vinegar.... Maybe not.

Anyway, the point is that our perception of 'the time' and of the flow of time is subjective, changes from one moment to the next and can be influenced by the simple use of language. Language is a digital system used to encode analogue information, so, just like in your CD player at home, the end result is not exactly what you started with but it's usually close enough.

All recording systems lose information. The telephone network carries only a tiny part of the frequency range that we use in human speech. We can cope with this loss because we are able to rebuild the lost information based on our experience. The richness of experience that is lost in the translation from thought to speech is far greater and, unfortunately, when we rebuild the lost information, the end result is never what was intended, and I use the word “never” with caution.

A digital system like language can represent things that aren't here and now but your analogue brain can only process this information within a framework of “here, now, me”. This is also why instructions starting with the word “Don't...” often get the opposite result to what you intend. More on this later. Don't think about it just yet.

Some words are stories in themselves in that they represent a complex collection of memories – sounds, images, feelings, tastes and smells. In order for your brain to process any language, words are converted into basic sensory representations. In fact, every word is a metaphor in that the word itself is not the object or idea described, it is only a label for it.



Every word in every language is a metaphor. A word is not the thing it describes; it is only a label for it. To process any word, your brain converts it into a basic sensory representation. Therefore, all language has the same effect as telling a story, to a degree.

I joined MITAS because
I wanted **real responsibility**

The Graduate Programme
for Engineers and Geoscientists
www.discovermitas.com



Month 16

I was a construction
supervisor in
the North Sea
advising and
helping foremen
solve problems

Real work
International opportunities
Three work placements



 **MAERSK**




So you can't eat the word apple, but you know what an apple is. How about rich, dark, moist chocolate fudge cake on a white china plate, with warm chocolate fudge oozing out of it, topped off with a big dollop of mustard? Your words have more emotional impact when the listener can engage their internal senses and become fully associated with what you are describing – as if it is really happening to them.

It's important to realise that people choose words because they represent the internal sensory experience that's going on. If you're running a workshop and you're summarising comments on a whiteboard, you may be tempted to translate, summarise or rephrase in order to write the comments down. You should only do this if your intention is to confuse and frustrate the audience, demonstrating to them that you are paying no attention to their ideas.

Think of the most indulgent and delicious pudding or dessert you every had in your life. Describe it to me. Now let me write on the whiteboard "cake". Does that do it justice?

Asking people to give you synonyms for words that you suspect to be vague is a good way to uncover the experience represented by the word. For example, if you ask people for a synonym for "professionalism" you will get answers ranging from "looks smart" through "honest" and on to "confident" and "expert".

For years, presentation and business communication courses taught that in order to demonstrate understanding, we have to paraphrase and restate. NO! This demonstrates that you understand your version, not that you understand the other person. If you really want to demonstrate understanding, repeat back the key words verbatim.

	Paraphrasing demonstrates that you are representing someone else's memories by converting them into your own.
	Repeating key words verbatim demonstrates that you are respecting someone else's memories.
	Choose which outcome you want before deciding whether to rephrase or repeat.

Some words are far richer than others. A word like "apple" means something different to everyone, in that everyone will think of a different apple. However, when we see an apple, we all use the same label for it so whilst it's still a generalisation, it's vague enough to be OK. When a course delegate describes an apple and you write "apple" on the whiteboard, everyone will know what you mean, even though everyone will translate the word into a different internal sensory representation (i.e. a different apple).

If a delegate describes a situation where people sometimes arrive in the office late, you might write the word “unprofessional” on the whiteboard. Maybe you’ve done something like this in the past, and experienced first hand the disagreement and confusion that it leads to. When people are disagreeing in this situation, they are not arguing over the word, they are arguing over their internal representations. If you try to condense every suggestion and find a single, unifying word, you will be standing at the whiteboard all day, unless you summarise every suggestion and write only the words “important things” on the whiteboard.

There’s a simple reason for this complex problem. People are arguing because they are talking about completely different memories and experiences to that originally described. Everyone has an experience of people being late for work. Some people get really upset about it whilst others don’t even care. Even though they are talking “in general”, they are describing specific events in their personal history. They are telling you about their beliefs and values. You will never, ever reach an agreement because everyone is talking about a different experience through different perceptual filters.

If you have to, write 30 different words for “being late” on the whiteboard until you have successfully captured each individual memory. You may even stand back in amazement, never before having realised that people could see things so differently. The delegates may be amazed too, and may even start to develop a respect for each other’s beliefs and language. You will only achieve this if you respect the words that people use.

If your intention is to create a single, common representation then I still don’t advise you use the bulldozer of paraphrasing as you are only using synonyms that make sense to you. There are far better ways of gaining collective agreement, and here are three of them.

Go up

Take all of the different suggestions and find the level at which they unify. Take “arriving late at the office” and ask, “what is that an example of” or “what is important about that”. Sooner or later you will end up with a collective agreement that “respecting the value of your colleagues” is important, even though being early or late is down to individual preference. You may well find that “professionalism” is important to everyone, but the difference is the process by which you arrived at that word.

Instead of saying, “Punctuality equals professionalism” you are saying, “Punctuality is an example of professionalism” which is very different. If you go back to the chapter on logical levels, the first example here is like saying “a pig is a cow” whereas the second example is more like “pigs and cows both live on farms”. One respects people’s maps of the world, the other doesn’t. You decide which to use.

Start again

If you can't agree on a representation, make up a new one. For example, what is the best state to be in to deliver a presentation? You may get lots of different replies including "relaxed", "objective", "confident" and "knowledgeable" in which case you could make up a new state called ROCK, which allows each person to integrate their own beliefs with some new ideas that they've picked up.

Use brute force

What if two people disagree over ideas that are exact opposites? Well, with all of these things I suggest you cheat. This is a special form of cheating that appears to everyone else to be highly skilful but which you know is really easy. Let's say one person says you should be confident and the other says you should be nervous. The word "should" tells you that they are comparing what is being suggested to their internal set of rules and values. You "should" be confident because their rules say so.

Again, you can handle this in many different ways, and here are two suggestions.

First, you can say, "I can see that you both strongly agree with each other that your state of mental preparation is very important", so you force them into an agreement. In fact, they are agreeing with other if you look at the situation from a certain level. If I say red and you say blue, we both agree that colour is important and we both care intensely about making the right choice. We're just arguing over detail.



"I studied English for 16 years but...
...I finally learned to speak it in just six lessons"
Jane, Chinese architect

ENGLISH OUT THERE

Click to hear me talking before and after my unique course download



Second, you can say, “Would it be most useful to be confidently nervous or nervously confident?” Not possible, but useful. You know that it’s possible, and asking which is most useful creates a new state that encompasses the most positive aspects of the two original states. Even the most opposite views can be squashed together in this way because in order to make sense of the new suggestion, the brain must move up to a higher logical level where it is possible for the two states to co-exist.

What may look or sound like disagreement is in fact an agreement over necessity and a disagreement over detail.

Stories are a very powerful means of communication and you’ll be surprised at how much factual, specific information can be conveyed more meaningfully and memorably by using a story. You’ve probably heard mnemonic stories for remembering sequences of data or components of a business process and these are certainly very useful as they engage more parts of the listener’s brain than mere repetition of the list. The idea is that the learner goes for a walk in a park, or a shopping trip, or a day at the seaside, and along the journey sees things that link back to the sequence to be remembered. The key to using this successfully is to create a natural flow from one element to the next.

Which of these is easier to remember:

Red Orange Yellow Green Blue Indigo Violet

Richard of York Gave Battle In Vain

Or my old Physics teacher at school used to talk about a friend of his named Roy. Roy Gbiv

I bet you even remember the colours of a rainbow as Red, Yellow, Pink, Green, Orange, Purple and Blue

Our brains can recall huge amounts of information, but many people find sequencing that information difficult. Therefore, any format that can create a structured sequence around “raw” data can only be a useful thing.

I should finally add that every story in this book is absolutely and entirely true. Only the places, times and people involved may have changed during the editing process.

13 Environment

I've worked in many training centres, some of them converted from other buildings like hotels, many of them custom built training and conference centres. I've also worked in training rooms in corporate offices.

One thing I've noticed that most of them have in common is that they are very carefully designed and built training centres. That does not make them learning centres.

The emphasis is on the trainer, not the learners. Rooms arranged like classrooms, fluorescent lighting, space at the front of the classroom for a desk and an OHP and a screen or whiteboard at the front of the room for everyone to sit and stare at.

So, if you have the opportunity to design a working environment, design it from the point of view of the people it is intended to serve, not the person who books it.

Think of the environments that make you feel most relaxed and receptive. Think of the places where you feel most safe and comfortable. Those are great learning states. Stress, anxiety, feeling self conscious – these are not learning states.

So, give some thought to these aspects of the environment:

What colours relax you and make you feel at home?

What colours make you feel alert?

- What kind of furniture lets you know you're at work?
- What sounds let you know you can relax
- What words make you feel relaxed?
- What words make you feel curious?
- How can you create a learning environment so that it looks, feels and sounds as little like a school as possible?
- How can you reproduce elements of the working environment within the training room so that learning takes place directly into the context that it will be applied in?

14 Making memories

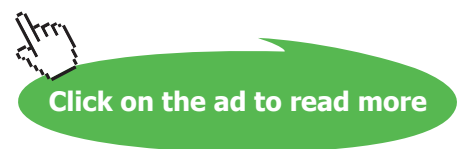
You know how one little thing reminds you of a whole series of memories? Maybe a smell brings an entire holiday back, or a certain colour or sound reminds you of something special? In NLP jargon, these triggers are called Anchors.

Anchoring is a perfectly natural process that is part of your brain’s memory storage system. By connecting sensory experiences with simple reference markers, an entire memory can be brought to life with one simple stimulus, like a certain smell takes you back to that holiday, or a certain piece of music brings to mind a vivid memory of someone special.

<h2>So What?</h2>	<p>How can you use this natural process to your own advantage? Here are a few ideas.</p>
	<p>Preparing yourself for an important presentation, reprogramming phobias, as an accelerated learning tool, as a tool for focussing the attention of a group, for influencing behaviour, for relaxing yourself or other people, for getting yourself out of bed on Monday morning, for getting yourself to sleep on Monday night or just for making yourself feel great about dealing with life’s distractions.</p>

WHILE YOU WERE SLEEPING...

www.fuqua.duke.edu/whileyouweresleeping



Advertisers know how this process works and they use it to connect a particular emotional state with their brand name and logo. If you watch commercials on TV, you'll notice that some of them seem to bear no relation to the product they're advertising. You'll see a series of images that have certain connotations, like security, happiness, love and desire and at the end of the advert you just see a brand name. You should pay attention to the music, as it's just as important as the images. One group of adverts that spring to mind are those for the Peugeot 406. The images were of great heroic acts, saving lives and being generally manly, whilst being caring and understated. The music was M People's "Search for the hero". There's no need to say what Peugeot wants its customers to think of themselves.

So, how does anchoring work? Well, you basically get yourself into a heightened emotional state – any one will do – and then see, hear or feel some unique, simple sensory stimulus such as a word, sound, image or touch. You could visualise a colour, hear a word, speak a word or squeeze your hand in a certain way – all of these work well as anchors and work best when used together.

Anchoring has always been a difficult process to describe in a book as your attention is on the book instead of your own state, so I've tried something different here. Have a go and see what you think.

Read through this following piece of text, only turning the page at the end when you have finished reading. As you reach the end of the text, pay attention to any feelings you have and then turn over the page.

It's probably a good idea to have the page ready to turn before you start reading so that you can catch the relaxed state while it lasts.


You may want to sit somewhere relatively quiet to do this.

Imagine yourself lying in a warm meadow. As you feel the warmth of the sun's rays on your skin and in your hair, a breeze whispers over your skin like someone whispering your name.

You hear sounds, quiet and distant, and with your eyes closed, you can just make out the distant music of birdsong. You realise that the birdsong is all around you, moving left and right, up and down. You open your eyes and see swallows darting through the crystal blue sky. Realising how bright the Sun is, you take a deep breath and allow your eyes to gently close again as your attention drifts back to those sounds.

With the breeze drifting so lightly across the meadow, you reach out and feel how cool the grass is. The touch of the grass is so soothing on your hands that you press your palms into the grass and feel your fingers stretching right out as far as they can stretch.

As you hold your hands up to your face to shield your eyes from the brilliant Sun, you notice the smell of the grass on your hands and it reminds you of long summer evenings at home when the smell of fresh cut grass lingered in the air. Letting your mind wander through these wonderful memories for a while, your attention is slowly drawn back to the meadow as you realise how much you can enjoy being as relaxed as you can possibly be...



What do you think of that?

Now, you can wake yourself up and think about something else, maybe what you had for breakfast or what you'll do tonight. What colour is your favourite hat? Does a rainbow have red on the inside or the outside?

An important step in establishing an anchor is to break the anchored state and then return to it, so imagine yourself feeling really calm and tranquil and quickly look back at the star.

Now that the anchor is beginning to set, you can think of the last time you really laughed and the last film you saw.

Now, look back at the star again and notice what happens to your feelings of relaxation.

People naturally emphasise the things they say. They point in a certain direction whenever they talk about the future. They use a certain voice tone to indicate uncertainty. They touch you whenever they laugh. They install anchors in you, all day, every day. It's time you started fighting back!

In a learning environment, it can be very useful to create anchors for certain states that the audience could benefit from. There will naturally be times when the audience are curious, certain, happy or wide awake. There are some very long winded ways to get the audience into a receptive state, but you can already add up what you've read so far and achieve the same thing in about 30 seconds. On top of this, you can anchor the state and return to it instantly, any time you need to.

You might choose a certain word, or a visual symbol such as a toy or coloured pen to switch states. The important thing is consistency. When you see the audience move naturally into a certain state, grab it with an anchor. When they laugh, anchor it with a gesture, word, colour – anything you have to hand.

When the audience is in a focussed state, anchor it so that you can get people's attention back after exercises. When the audience is quiet at the start of the course, anchor their reluctance to speak and use it to control debates that are getting out of hand.

Is confusion a useful state to anchor?

You may be screaming "Oh no! This is manipulative" in which case don't do it. Just carry on doing this the way you already do.

As you may already know, a lot of NLP is used in the area of influence and persuasion. This doesn't mean that NLP is inherently persuasive, it just means that some people have chosen to apply it in that way. This issue always comes up on NLP training courses, so here's my view.

One of the keys to understanding how to benefit from NLP is to throw away your value judgements about behaviours and beliefs. Behaviour that you may label "wrong" is actually very effective in a different context. Someone once said on a training course that he wanted to stop shouting at his kids. I said, "Imagine for a moment that there is a miracle psychological tool that can remove from your brain the ability to shout at your kids. Life would be wonderful, you would never even be able to shout, let alone have to stop yourself, and your home life will be relaxing and enjoyable. One day, when you're in town with your kids, one of them steps into the road in front of a car...and you can't shout" As usual, the problem is actually just a symptom.

You can be quite certain that people had the ability to be manipulative, influential and persuasive long before NLP came along. You shouldn't give NLP more credit than it deserves!

Just to get back to anchoring for a moment longer, it is the fundamental process beneath learning, so whether you purposefully use anchoring in your training or not, it is vital for your learners to connect new information into their existing perceptions and experiences, so you might as well introduce some consistency into that natural process.

15 Making an Impact



Really **impactful** communication takes place when you are delivering the same message with all of your communication systems – your words, your voice, your eyes, your hands, your breathing, your body posture, your movement and every thought that you have.

You can spend a lot of time trying to remember all of these different activities, or you can do it the easy way – and you know how much I like the easy way!

Excellent Economics and Business programmes at:



university of
 groningen




“The perfect start
 of a successful,
 international career.”

CLICK HERE
 to discover why both socially
 and academically the University
 of Groningen is one of the best
 places for a student to be

www.rug.nl/feb/education



The easy way to be ‘congruent’ is to start by **believing what you are saying**. If your conscious and unconscious minds agree, you will send the same message through all of your communication systems. You don’t have to remember all that body language stuff you read about years ago. It will all happen naturally and thereby be far more convincing.

If you’ve ever stood there, speaking to a group and not really wanting to be there, do you think it’s enough to just say the words? No! They can tell! Audiences, like dogs, can smell fear.

Many people have written excellent books on how to focus your thoughts and clear your mind in order to be totally congruent. I won’t rewrite them here, although that doesn’t stop other authors that I could mention.

Apparently, he didn’t steal the material, he was just doing research and it ended up in his book by mistake. Anyway, I will give you a few handy tips that you can put into practice.



What do you want?

It’s very important that you are very, very clear about what it is that **you** want. In order to set your brain up to automatically achieve your goals for you, your goals must conform to certain rules.

It’s just like making sure that a computer program conforms to the syntax of the programming language. If it doesn’t, it might still run but the results may be unexpected.

Remember to use this both for your own goals as well as for setting goals for your learners.

Here are the rules for “well formed outcomes”:

Positive – as something you want, rather than something you don’t want.

Under your control. It is no use having a goal like “to get promoted” because that is probably not entirely under your control. A better goal would be “to do everything that I can possibly do to position myself for my promotion”.

Real and represented in your senses. It is not enough to say that you aim “to successfully complete” something. What does successful completion look, sound and feel like? Lets say your aim is to write a training course manual. How will you know when it’s finished? Will you see it, sitting printed and bound on your desk? Will you read it, noticing the words? Will you pick it up and feel its weight, or flick through the pages? Everything that you ‘know’ is a sensory experience, stored in your memory. To easily achieve a goal, you must have a specific and direct sensory test for it.

Ecological – You must not lose anything as a result of achieving this goal, otherwise you will sabotage your own attempts. This often happens when people try to give up smoking.

When you have adapted your goal to meet these criteria, you can test it using this simple set of four questions, which check the goal logically (as in real logic, not just common sense). Ask yourself each question and wait until you get an answer. You can write your answers down if it helps.

If I achieve this, what will I gain?

If I achieve this, what will I lose?

If I don’t achieve this, what will I gain?

If I don’t achieve this, what will I lose?

And finally, pay really close attention to any feelings that you get as you ask yourself this last question:

If I were offered this right now, would I take it?

If there is anything that you haven’t considered, or if any part of you would object to this goal, you will get a definite reaction to that question.



Have a dream

When are you at your most confident? Is it when you try something new, or when you do something you know you can do easily?

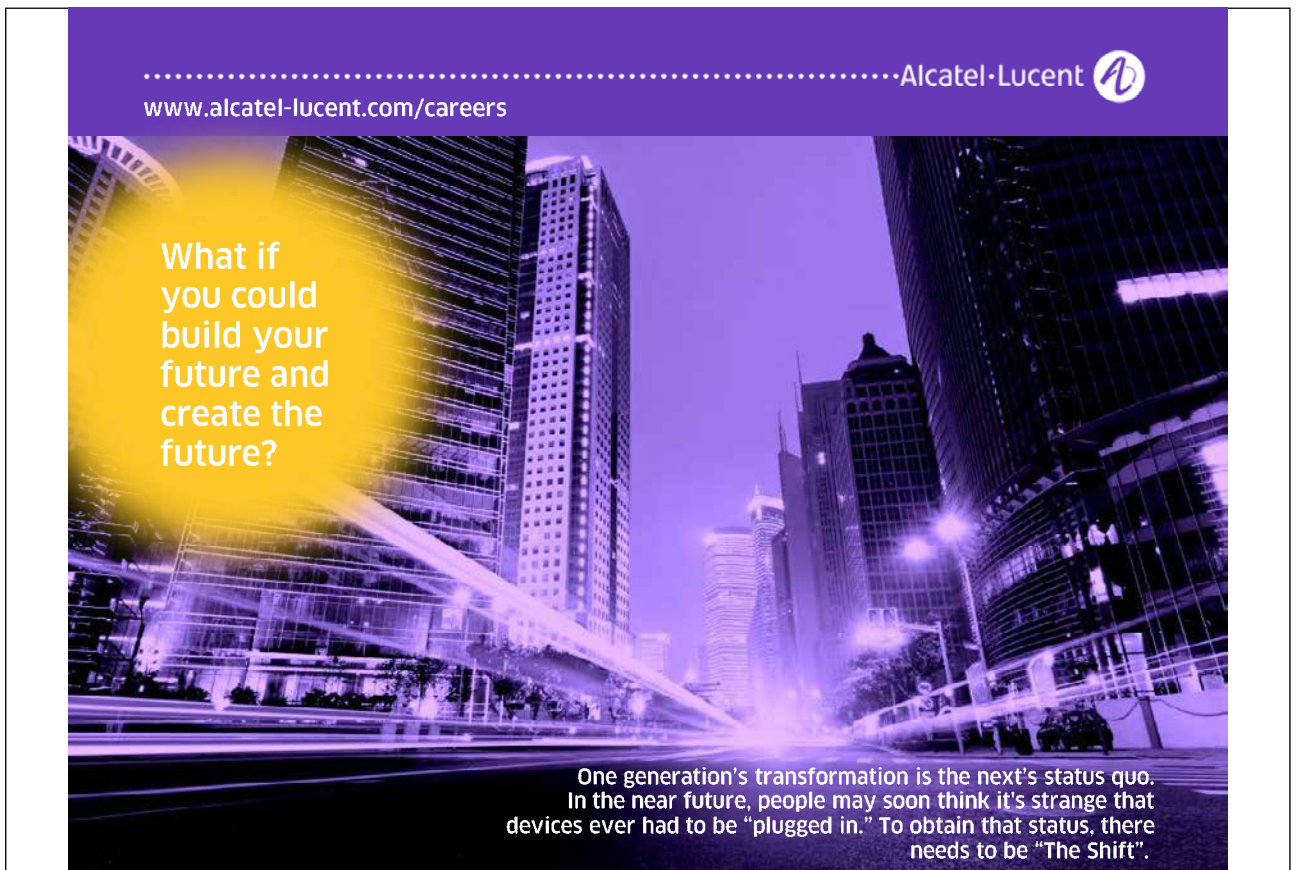
First, remember four or five specific times when you used skills or abilities that you value highly and that you want to have easy access to.

Allow yourself to daydream into those memories. See everything that you saw, hear everything that you heard and feel everything that you felt – both touch and emotions. Take some time to remember the whole event in as much detail as you can.

Now run the whole event again from a different point of view. If you were talking to someone, watch the event from over their shoulder. Notice how you look, your facial expressions, notice your tone of voice. Watch the event again from other points in the room. Make a mental note of anything new you learn whilst running through these memories.

Next, do the same exercise again but this time daydream into the future. Think about how the room will look, the people, the sound of your voice. See things both as yourself and also from the audience's chair. Notice how confident you look and sound. Take as long as you need to fully imagine the whole experience. See the audience nodding and smiling.

Repeat this a couple of times so that it becomes very easy to imagine. Run through this new 'memory' whenever you get a quiet moment. Imagine everything going well. If anything gets in your way, you are able to easily overcome it.



.....Alcatel-Lucent 

www.alcatel-lucent.com/careers

What if you could build your future and create the future?

One generation's transformation is the next's status quo. In the near future, people may soon think it's strange that devices ever had to be "plugged in." To obtain that status, there needs to be "The Shift".





Splash in the puddle

First, pick the emotional state you want – certainty, confidence, passion, etc. Then, stand about 2 feet in front of an imaginary puddle on the floor.

Notice how the puddle is made of a pure colour – pick any colour you like that makes sense for the emotional state that is in the puddle. Watch the puddle for just a moment and then, only when you're ready, jump in! – make as big a splash as you like! See the colour splash up and feel the emotional state take over. See the colour dripping from you as the emotion flows through your body.

Really enjoy it.

If you want to be a little more reserved, just step into the puddle. An alternative is to place the puddle outside a door or on a stage, so that as you walk towards your destination you walk straight through the puddle, seeing the colour splash up as you step into it.



Anchors away!

You remember anchoring? Well, you can set yourself up a number of anchors to trigger particular states. The more you use them, the stronger they become.

You could have one for each different emotional state that will be of use to you, and anchor each one on a different finger, with a different word or with a different colour. You can combine this with the puddle splash described above to have a different coloured puddle for different occasions.

You can see that these are different ideas for applying anchors to useful states, and here are some other ideas for anchors:

- A word
- A voice tone
- A physical item on your desk
- Something on the dashboard of your car
- Something that you see every morning
- A person's name
- A physical movement or touch
- A piece of music

16 Modelling

Modelling is a very important part of NLP. In fact, purists will tell you that NLP is only modelling, there is nothing else. Everything else that we've talked about is not in itself NLP. NLP is just the process by which we get this expertise out of the heads of experts.

You are an expert. Anything that you can do really well without having to think about it is a talent. Maybe you've had the experience of watching someone do something amazing and asking them "how did you do that?" to which they reply "erm...I just did it. Doesn't everyone do it?"

Many people assume that this means the behavioural knowledge required to perform a complex task is locked away and is irretrievable. We get a glimpse of the knowledge through observing behaviour, but there is no way to extract the knowledge itself. Other people went on to guess at the behavioural programming, based on their observations. They made one key mistake – they tried to guess "why" the individual behaved that way instead of asking "how". "Why" is irrelevant. If I want to copy your talent for writing music, or sticking to a diet, or remember people's names at a party, I don't need to know why you do it. I just need to know how, so I can learn to do it.

Traditional "body language" is an example of this, where a particular movement "means" something specific such as arrogance or fear. Body movement is not a language in itself, it's a component of communication. The effects of "body language" training are still with us today, lingering on in presentation skills courses that teach people how to stand so that they look confident. Isn't it better just to be confident, and let your body language naturally reinforce that?

The originators of NLP, John Grinder and Richard Bandler, decided that all the behavioural psychologists were missing something important. Instead of watching how someone performed a complex task, they just went and asked them. Did they get the "erm..." answer? Well, at first they did but then they developed a way of asking that was new and effective.

Bandler and Grinder were first interested in excellent communicators in the field of personal change, so they went to talk to some of the most outstanding therapists at the time. They found that these people had certain things in common to do with the way that they communicated. By exploring these similarities, a model was developed of the way these people used language to influence patterns of thought and behaviour.

So, all the stuff about anchoring and senses and storytelling is just NLP applied. It's not strictly NLP itself. NLP is the process by which we found out how to do those things by talking to experts.

I'm not going to go into modelling in much detail here, as it could easily fill a book much larger than this one all by itself. There are so many books around on modelling and it's not the subject of this one. So why mention it? Well, because modelling is more of a mindset of curiosity than an explicit set of tools that you must use as prescribed. This mindset will help you to learn interesting things from experts, from other trainers, from delegates and from yourself.

You probably already know about learning styles. What are you? Have you done one of those online tests that tell you how you learn? Well, I suspect you already know how you learn. As Harry Hill said, "you can tell a lot about people from what they're like".

As with all "personality tests", they're not true. They represent a way of thinking about and categorising a certain type of behaviour. If there were four learning types, you would see people everywhere fitting neatly into the four types. If there were eight, you would see...well you get the idea. Personality types are a filter through which you can view the people of the world. They are not true, in and of themselves because there are only two types of people in the world – those who think that there are two types of people in the world and those who don't.

Join the best at the Maastricht University School of Business and Economics!

Top master's programmes

- 33rd place Financial Times worldwide ranking: MSc International Business
- 1st place: MSc International Business
- 1st place: MSc Financial Economics
- 2nd place: MSc Management of Learning
- 2nd place: MSc Economics
- 2nd place: MSc Econometrics and Operations Research
- 2nd place: MSc Global Supply Chain Management and Change

Sources: Keuzegids Master ranking 2013; Elsevier 'Beste Studies' ranking 2012; Financial Times Global Masters in Management ranking 2012

Visit us and find out why we are the best!
Master's Open Day: 22 February 2014

Maastricht University is the best specialist university in the Netherlands
(Elsevier)

www.mastersopenday.nl



When you watch your delegates, you will notice that they do certain things in a certain order. You will be able to watch the process by which they individually learn. In the appendix, there are some exercises that you can use. Try the one about juggling for a demonstration of learning patterns. Some people will go into a corner, others will form groups. Most of them will stand up and move about. If you watch people with the curiosity of the NLP modelling mindset, you will notice patterns in the way that people learn. These patterns will help you to help people learn. After all, that is your job, isn't it?

Here are a few ways that you can approach modelling. Choose what works best for you.

The logical levels approach

Simply use the Logical Levels hierarchy as a structure for asking questions, so that you guide your interviewee through a sequence of thoughts and experiences. This approach works well for skills that are highly unconscious – the person doesn't know they do it – as you can start at a very abstract level and gradually work down until you get the answers you need to create your model for the skill.

Identity

Who are you when you're doing this?
What kind of person does this make you?

Beliefs

What makes someone good at this?
What do you believe when you do this?
What do you achieve by doing this?
What is important about this?

Capabilities

What skills enable you to do this?
How did you learn how to do this?
If you were going to teach me to do it, what would you tell me to do?
How do you know that you're good at this?
What happened for you to be good at this?
What are you aiming to achieve when you do this?
Do you set any specific goals when you do this?

Behaviours

What exactly do you do?
What's the first thing to do? Next...? Finally...?

How do you do it?

How do you know when you do it properly?

Environment

Where and when do you do it?

Do you need to be somewhere specific to do this?

Do you need to do this with any other person or people?

Other questions

Who else do you recommend I talk to about this?

What is your state when you do this?

Success Factor Modelling

Robert Dilts is probably the most well known and prolific NLP modeller, having modelled people like Walt Disney and produced models of generic skills such as leadership and creativity.

Dilts' Success Factor Modelling approach requires that you find a number of people who appear to share a common skill or talent. The whole modelling process is as follows:

- Interview the individual
- Interview the people they work with or relate to
- Watch them in their normal environment to confirm the model
- Check the model against their peers to benchmark their performance
- Check the model against your own peers to check current research or thinking
- Check the model against the individual or company's vision – their stated future direction
- Check the model against the individual or company's past – their legacy or habits

From all of these separate models you can then refine a model of the specific skill that can be used by anyone to achieve the same results.

Strategy elicitation and the TOTE model

The ability to change the process by which we experience reality is more often valuable than changing the content of our experience of reality

A strategy is a specific sequence of steps that are necessary to perform a particular task. Simply, you take your subject through the skill, step by step, until you have built up a detailed map of the behaviour. For example, a skill for goal setting might break down into:

1. Visual construct of desired outcome
2. Kinaesthetic check for congruence of outcome
3. Visual recall of current situation
4. Visual construct of steps required to reach outcome
5. Kinaesthetic check for congruence of outcome

In other words, the person imagines what they would like to have, feels good about it, imagines the steps they need to take and, if it feels right, they do it.

The TOTE model adds an extra layer of formality to the basic strategy in that it adds criteria for starting the strategy and ending it. TOTE stands for Test Operate Test Exit, so to the above example it adds “how do you know when you want something?” and “how do you know when you’ve got it?” The ‘TOTE’ is essentially the start and stop for the strategy. You know to shake hands when you meet someone and see their outstretched hand, and you know to stop when you have finished the handshake. You can observe different strategies in operation when the other person wants to hold on for longer than you do, or your hands don’t quite connect properly. You may even have experienced shaking hands with someone who didn’t intend to shake your hand!



> Apply now

REDEFINE YOUR FUTURE
**AXA GLOBAL GRADUATE
PROGRAM 2014**

redefining / standards 

agence c&g - © Photonstop



You will typically find that your subject has very specific criteria for the Test and Exit stages, for example someone who is scared of public speaking may know to get scared if there are more than 3 people in the audience. If there are fewer than 3, it doesn't count as a presentation so the 'get scared' strategy doesn't run (the Operate part). This in itself is a very useful change tool – shifting the criteria so that the problem strategy no longer runs. By approaching change work in this way, you are acknowledging the value of the behaviour, the strategy, and simply changing the situation in which it is generated.

In the original NLP model, e.g. in books such as 'Structure of Magic' (1 and 2) and 'Patterns of the Hypnotic Techniques of Milton H Erickson MD' (1 and 2), you will find many examples and transcripts of strategy elicitations in a therapeutic context.

To make it easier to write a strategy down as a person is speaking, we can use a specific notation for the steps in a strategy, as follows:

V	Visual
At	Auditory Tonal
Ad	Auditory Digital i.e. Language
K	Kinaesthetic
O	Olfactory
G	Gustatory
I	Internal
E	External
C	Constructed
R	Recalled

In keeping with NLP's model of behaviour being based on the subjective deletions, distortions and generalisations which constitute 'reality', all steps of a strategy are sensory components – modalities – and they can be generated either internally or externally.

For example, Visual Internal, VI, denotes a 'mental image', which could be recalled, such as an image of a recent night out, or it could be constructed, such as an image of you on a future night out.

Clearly, external stimuli are in real time and are neither constructed nor recalled. This presents an important distinction for understanding metaprograms, specifically the idea that all metaprograms are context specific results of an internal or external focus of attention..

When mapping out a strategy, we use the notation as follows:

Ve > ViR > AdiC > Ki

To indicate a strategy where the person sees something in the outside world, then remembers seeing something, then hears some internal dialogue and finally has a feeling about that – a judgement or conclusion.

The Exit of a strategy – the conclusion – is very often an internal feeling. You'll hear people describe this when they say that a decision feels right, or that they have a gut feeling about something, or that they had a feeling that something was right or wrong.

For example, I might see something in a shop, remember one that I have at home, say to myself, "I could do with a new one of those" and finally feel a desire to buy it. The same overall structure could equally apply to me seeing an apple, comparing it to an internal representation of an apple, saying to myself, "This looks like a nice apple" and feeling a desire to eat it. I could also see someone's face, compare it to a time when that person was angry, say to myself, "Here we go again" and feel a sinking feeling.

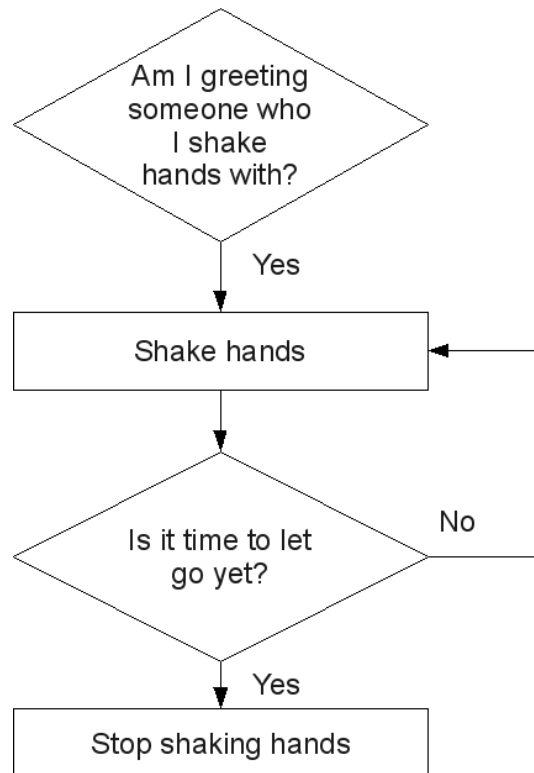
For a person, strategies tend to be consistent in multiple contexts. After all, why waste time learning new strategies? Life in general is very conservative and human beings will tend to be consistent, so eliciting a strategy in one context is often valuable in many contexts.

The test of a strategy is only consistency. If a person can get the same result without having to think about it, they are working perfectly and their behaviour is working perfectly because it is achieving what it is meant to. Remember, every behaviour has a positive intention – it is designed to achieve something. Whether that something is good or bad depends only on context.

The TOTE in NLP – Test Operate Test Exit – is a concept developed in 1960 as an extension to the Stimulus Response theories of people such as Pavlov. It simply means that you have a way of knowing to start doing something, a way of knowing to keep doing it and a way to know to stop doing it, and then you can stop thinking about it.

You may recall that Pavlov was someone who owned some dogs, and his dogs trained him to keep feeding them while ringing a bell to entertain them. Eventually they only had to start drooling in order to get him to feed them. They could have lived without the bell, but it seemed to make him happy. Whilst this is cited as an experiment in Stimulus-Response, you could also consider it as an early demonstration of anchoring.

If we represent a simple TOTE such as shaking hands as a flowchart, this is what we get:



As you can immediately see, we have a problem when representing behavioural decisions in this way. How do you know if this is someone you should shake hands with? Have you met them before? Is it a social situation? Is anyone else shaking hands? Do you have anything sticky on your hands? Are you holding a glass? Are they holding a glass? Do they want to meet you? Once you're shaking hands, how many times do you shake? How long do you hold on for? When do you let go? How do you let go?

Even a very simple behaviour breaks down into so many decision points that to represent it using TOTE flowcharts would be very complicated. In order to make sense of the behaviour, we have to assume so much that the model is generalised beyond comprehension to anyone except someone who already knows how to shake hands.

17 Motivation

Opinion seems to be divided over whether the carrot or the stick is best for motivation and some people think “both” is right. It’s worth us just applying what we know so far to this important subject.

Motivation is a process that translates thought into action, so the first thing to ask is “what exactly do you want people to do?” You can use various language structures that naturally generate motivation which you can read about elsewhere in this book, including logical levels, moving in time and well formed outcomes. When you choose to generate a feeling of motivation you must be certain that what people do as a result is what you intend, therefore it is most important to start with clear goals.

One of the ways in which personalities can differ and thereby be categorised is the natural direction of motivation. Motivation is always a strong, compelling, positive force. In some people it is generated towards goals and desires and in others it is generated away from things to be avoided. Some people like tidiness, others like avoiding mess. Some people like security, others like to avoid insecurity. In both cases, the motivation is positive. It doesn’t involve fear or threat, it just heads in a different direction.



BI

Business

Strategic Marketing Management

International Business

Leadership & Organisational Psychology

Shipping Management

Financial Economics

BI NORWEGIAN BUSINESS SCHOOL

EFMD EQUIS ACCREDITED

Empowering People. Improving Business.

BI Norwegian Business School is one of Europe’s largest business schools welcoming more than 20,000 students. Our programmes provide a stimulating and multi-cultural learning environment with an international outlook ultimately providing students with professional skills to meet the increasing needs of businesses.

BI offers four different two-year, full-time Master of Science (MSc) programmes that are taught entirely in English and have been designed to provide professional skills to meet the increasing need of businesses. The MSc programmes provide a stimulating and multi-cultural learning environment to give you the best platform to launch into your career.

- MSc in Business
- MSc in Financial Economics
- MSc in Strategic Marketing Management
- MSc in Leadership and Organisational Psychology

www.bi.edu/master



This is very important when you structure your language. If your preference is naturally 'towards' then you are likely to say things like "Do this because the end result will be really great". This will be fairly meaningless to all the 'away from' people who like to hear things like "Do this because it will save you work later".

It's very useful to pay attention to what people say when they're listing reasons for decisions or actions. If you tune the direction of your language to theirs, you will simply tell them what they want to hear and reassure them that there is a purpose in what you are asking of them.

When you choose to use either the carrot or the stick, you are choosing between pleasure and pain, desire and fear. By using the stick, you are often threatening to deprive someone of something that they want, or threatening a course of action that they will find unpleasant. "Do this or else..." is a stick command. "If you do this then..." is a carrot command.

As usual, I'm going to leave it to you to decide which, if either, is appropriate for your situation. Neither is right or wrong – it all depends on how you choose which to use. One thing that you should bear in mind is the effect that the carrot and stick have on the brain and in particular the focus of attention. Remember that humans cannot think of doing nothing, they must think of doing something, even if it doesn't seem like much.

When we generalise our own thoughts into language, ambiguous, analogue alternatives tend to take on a binary quality. When you say, "don't drop the glass," you usually mean "hold the glass tight". In a digital, binary system this holds true. In an analogue system like the human brain, the opposite of "don't drop the glass" can be "hold the glass tight", "yesterday" or "a turnip". There are no opposites in an analogue system, only an infinite number of alternatives. An interior designer will tell you that the opposite of red is green, but that's only because they have a frame of reference for colour matching. What is the opposite of a zebra? What is the opposite of Tuesday? With no digital frame of reference, opposites and negatives have no meaning.

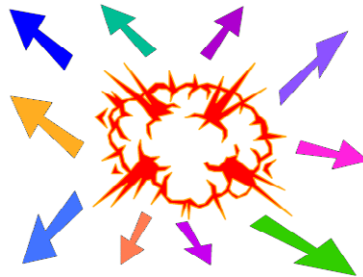
The effect of this binary generalisation is that we tend to think of motivation as being linear. We tend to think that people have limited choices because our own choices are limited by what we are currently thinking about.

Some people tend to think of carrot or stick motivation like this:



In that the person can be motivated to go either one way or the other. This is misleading and leads to expectations that people will do what you want them to when motivated correctly. This is not the case.

Because of the analogue nature of thought, the bizarre way that your focus of attention is pulled from one idea to another from one moment to the next and the fact that, regardless of what you want, other people have needs too, the way that stick motivation works is actually more like this:



You provide the impetus, the compelling event, the driving force. You light the blue touch paper and retire.

If you're not careful, you will set people off in all directions and they will do some very strange things indeed to avoid what you are threatening them with.

In many companies, I have seen sales people given huge targets and threats of losing their jobs if they don't perform well. Some of them panic and immediately rush off to call customers. Some start ringing recruitment agencies. Some give up all hope and go home. Some go to the pub to drown their sorrows. Some laugh. Some cry. Only a small minority actually do what was intended – work harder.

Conversely, this is the effect of carrot motivation:



The carrot gives people a direction and draws them towards your desired outcome.

You already know about how to set goals, use positive language and direct people's attention, so this really shouldn't come as a surprise.

Which of those two is more useful to you? Don't answer now – decide when you need to make the choice, based on the situation that you are in and the information you have then.

Think back to what you learned about logical levels and apply this to motivation. Very often, you'll hear people tell each other to be more positive, or more professional, or more open. This information is absolutely useless because these words mean totally different things to different people.

Imagine a scenario where a manager tells a group of people to be more professional. Some people will dress smarter, some will tidy their desks, some will charge more for their services, some will go on a training course to become experts, some will go to law school and some will start speaking to customers in a more condescending way. Only a few of them will actually do what was intended.

When you want to change people's behaviour, use language at the behaviour level. Tell them what to do, not what to be.

For the people who are motivated towards outcomes, you need to tell them what will happen if they do what you ask. For the people who are motivated away from problems, you need to tell them what they will avoid if they do what you ask. To make sure you cover everyone, use both:

“By using this method, you'll reach the goal more quickly and avoid some common mistakes”

“When you use what you've just learned about motivation, you'll be able to motivate people more easily and avoid resistance more often, creating a more effective and less stressful learning environment.”

Finally, it's worth bearing in mind that if your requests for action are reasonable, and people can see benefits for themselves, people generally don't need much encouragement to take action.



Remember – there's one easy way to get people to do what you want – TELL THEM WHAT YOU WANT!

(And let them decide if they want to give it to you)

18 I'll go halves with you

You'll often find that books and training courses on Accelerated Learning mention brain structure and neurology. One course covers the different functional components of the brain, so that you can understand that you need to activate learners' Reticular Activating Systems in order to keep their attention. I don't know how you could apply this information in a training situation, other than to stick electrodes into learners' brains to keep them awake.

The books and courses that I have seen use fairly traditional models of brain structure, in that the brain is neatly divided into functional components that connect to each other.

I won't say that these models are old and outdated, because the truth is that we still do not know exactly how the brain is structured and how it works.

One model of brain structure shows the brain divided into two halves – which is true from a physical point of view.

Here's an image of the brain, looking down from the top:

Need help with your dissertation?

Get in-depth feedback & advice from experts in your topic area. Find out what you can do to improve the quality of your dissertation!

[Get Help Now](#)



Go to www.helpmyassignment.co.uk for more info





You can see that the two halves are separate – in fact they are connected at the base by a bundle of nerves called the Corpus Collosum.

The question is whether the two halves have identical functions or whether they are specialised into a “creative” side and a “logical” side. The left half of your brain is wired up to the right side of your body and the right half of your brain is wired up to the left side of your body. Brain scans show different areas becoming active for different tasks, but we really can’t say for certain that the brain is organised so neatly into creativity and logic. In fact, brain areas can easily reorganise to work around disease or injury, and people who have major strokes or other damage very early on in life recover full functionality so it’s possible that the two hemispheres are designed for redundancy rather than differentiation, just like your lungs or kidneys.

Some scientists currently believe that the two halves of our brains are partly specialised to perform different tasks. There are a number of ways that we can demonstrate the way that the brain is organised.

Another model of brain organisation has us equipped with multiple intelligences. Again, these may just be another filter or generalisation. On the other hand, they provide a useful framework for ensuring that learning is presented to take advantage of all of our mental processes. The more ways you learn something, the easier it is to remember.

Sensory systems play a major role in memory and recall. Visual memories are easy and quick to access and allow the learner to view large amounts of information together. Auditory memories are typically accessed at the start and played through like a tape, so it’s hard to access information randomly. Try remembering the eighth word in your favourite song without playing it from the start. Kinaesthetic memories take a long time to access and tend not to contain specific information. Kinaesthetic memories are often used by medical students who can be seen moving their joints and prodding themselves during exams. When you go in through your front door at night, does it open in to the left or the right? Ask several people this question and you will see some of them moving their arms as if opening the door – a kinaesthetic memory in action.

If you're interested in Gardner's multiple intelligences, they are:

Visual/spatial	Good at understanding images, icons, graphics or maps. Good at manipulating images internally and visualising.
Logical/mathematical	Good with numbers, logic problems, deduction, reasoning.
Auditory/musical	Good at remembering tunes, rhythm. Hears tone of voice more than words.
Auditory/language	Good with words, anagrams, crosswords. Able to use indexes easily. Hears content rather than tone of voice.
Interpersonal	Good at interpreting relationships, empathic with others.
Intrapersonal	Aware of internal processes and feelings. In touch with self.
Kinaesthetic	Good with anything physical e.g. learning dance steps or martial arts
Natural	Enjoys the natural world, understands ecology, can name plants.

There were originally seven intelligences in the work of Dr. Howard Gardner, the Natural intelligence was added more recently. I'm personally not sure it fits with the others, it seems to be more about the content of what is learned than the process by which it is learned.

Many of these overlap onto the basic sensory preferences. For example, people who are good at maths and logic usually have a highly refined visual strategy – they see the numbers or solutions in their heads. This implies that you can take people who are poor spellers or mathematicians and teach them a better strategy. This is actually very easy to do and will bring you good results very quickly.

You have no doubt heard about learning styles and personality types and lots of other categorisation methods. What all of these methods do is generalise human capability into categories. You don't need to worry about labelling people being bad or wrong – it's just a by-product of the way that our brains are wired to use language to code our experience. For example, think about two identical chairs. They are both chairs. Think about two different chairs. They are still both chairs. In fact, the first two are as different as the second two, they're just different in different ways.

We use the word "chair" as a short cut to the sensory experience that we get from the object, but that sensory experience is not the object, just as you can't sit on the word "chair". Labelling and categorising is a natural process, but sometimes it gets out of hand. If we label a chunk of the population as "reflectors" and expect them to learn in only one way, we can expect them to behave how we expect them to. All of these categories are a more accurate description of how you think than about the people you are describing. Categorisation and labelling gives away much more information about your filters on the world than about the people in the world. In fact, there are around 6 billion learning styles and personality types in the world, but thinking about it that way can make it harder to design training courses in the traditional way.

So, however your brain is organised it's a good idea to use all of it. It doesn't matter which organisation model you prefer – what's important is that you have a way of reminding yourself to engage all of the learner's processing power.

So What?

Traditional 'teaching' often hooks into mental processes such as logic and language. Other processes such as music and abstract thought are often linked with creativity. By using both sides of the brain or all intelligences, the learner is able to exploit the specialised capabilities of each, multiplying their learning power.

Of course, it is quite possible to be both logical and creative, if we define creativity as:

"A mental process that gives rise to a new idea"

Or even as:

"The process of finding a solution to a problem that is qualitatively different to a logical progression of the problem itself"

In other words, finding solutions that are different to what you'd find if you just extended the problem logically.

Brain power

By 2020, wind could provide one-tenth of our planet's electricity needs. Already today, SKF's innovative know-how is crucial to running a large proportion of the world's wind turbines.

Up to 25 % of the generating costs relate to maintenance. These can be reduced dramatically thanks to our systems for on-line condition monitoring and automatic lubrication. We help make it more economical to create cleaner, cheaper energy out of thin air.

By sharing our experience, expertise, and creativity, industries can boost performance beyond expectations. Therefore we need the best employees who can meet this challenge!

The Power of Knowledge Engineering

Plug into The Power of Knowledge Engineering.
Visit us at www.skf.com/knowledge

SKF

Download free eBooks at bookboon.com



Click on the ad to read more

We as human beings have evolved the ability to create solutions to problems which are different to what might be arrived at simply by linear extension of the problem. You have probably seen animals trying to solve a problem such as opening a door by trying the same thing, again and again. Sometimes they are successful through persistence. Human beings can sit back and reflect on the problem and create new solutions that are different, for example go a different way, pull the door instead of pushing.

We all have this creative ability, whether we regard ourselves as 'creative' or not. In fact, the word 'creative' has become so closely connected with the arts that many people do not regard themselves as creative just because they can't draw in the way that they would like to.

The important point for you is that, in order to engage all mental processes, both halves of the brain must be engaged.

How? Well, you can use music and rhythm and charts and logic and physical movement. Or, if that's not appropriate in your context then you can make sure that you use lots of colour and pictures. If you're thinking "Ha! But he's not using much colour" then you need to see the cost of colour printing!

You may or may not believe that your brain is specialised into halves, in fact some recent research suggests that most activities take place across the brain rather than being localised. This ties in with some quite old theories of memory which said that the brain works holographically – every memory is stored in every cell and with more connections or more cells comes faster access to those memories. As brain cells die off as we get older, memories don't disappear, they just get harder to access. There may be some truth in this too, but the reality is that no one knows for sure what happens.

Whether you believe in two halves or not, what we can say for certain is that the more of your brain that you use, the better. "Whole brain" exercises can only be good, regardless of how they work, since they exercise your brain differently and get you to make new connections.

Does the brain have a logical side and a creative side? Personally, I'm not sure what difference it makes, unless you have some electrodes handy to give your delegates' creative halves a zap from time to time.

All of these different theories on brain organisation are very useful to you – not because they're true, but because they encourage you to apply some structure to the way that you create your learning experience to appeal to different learning styles and capabilities. Whichever theory you prefer, you can use it to check that your course design, environment and agenda satisfy the needs of a diverse range of learners.

You may also have heard of "brain gym" or "educational kinesiology" which uses physical exercise to influence brain function. It doesn't take much for you to try a few out and decide for yourself which you like best.

19 Now it makes sense...

Unless you're training cookery, wine tasting or perfume mixing, the chances are that your audience will be mostly gathering information using three of their many senses:



Although we could also say that language is a special, additional sense.

Any one person will be preferring one of these, the whole audience will be a mixture and any one person will change from time to time. So, how can you structure your delivery to supply the maximum information to your audience, given that you have a natural preference too?

The answer is that you must structure your communication to appeal to all three of these sensory systems. You must also pay attention to times that the audience shifts from one system to another. You will find that you can influence this shift, and use it to communicate more powerfully. Here's how.

 An advertisement for an English course. It features a woman with dark hair and sunglasses on her head, smiling. To her left, text reads: "I studied English for 16 years but... ...I finally learned to speak it in just six lessons" Jane, Chinese architect. To her right, a green speech bubble contains the text "ENGLISH OUT THERE". Below the speech bubble, text says: "Click to hear me talking before and after my unique course download".


Firstly, how do you know which sensory system a person is using? Remember that the brain is gathering information using all of your senses, the preferred sense is the one that you are currently attending to consciously. Don't assume that it's connected to the training material, as we all have the ability to translate sensory information. Right now, you could be seeing the words, hearing them in your head or deciding how you feel about them.

As you might expect, NLP has special words for these three senses. They are Visual, Auditory and Kinaesthetic. In fact, NLP has a special phrase for the word 'sense'. It is 'representational system' and it is meant to indicate that our senses are not reality, they only represent reality.



Our senses are not reality, they only represent reality. Therefore, they may or may not represent the same version of external events as other people's senses. None of us can claim to have a full version of external events, as there is just too much information to handle consciously. Check out 'Making Up the Mind: How the Brain Creates our Mental World' by Chris Frith.

The internal processing of the brain is available to you externally as a set of 'symptoms'. Here are the ones that we know about today – you may find some new ones:

Language

As you will know, our language structure contains many words that don't add much to the meaning. In other words, meaning not need grammar. It is these structural words that we're interested in. How many ways can someone say, "I understand"? Do these sound familiar?

I get it	I can grasp that
I see	That sounds good
I hear you	I'm with you
That's crystal clear	I dig
That's clear as a bell	Looks great

When you hear these, you might hear them as a confirmation of understanding, rather than paying attention to the words used. Well, start paying attention! Here are those phrases again, with their associated sensory system:

I get it	Feel
I see	See
I hear you	Hear
That's crystal clear	See or Hear
That's clear as a bell	Hear

I can grasp that	Feel
That sounds good	Hear
I'm with you	Feel
I dig	Feel
Looks great	See

When you next watch the news on TV, or listen to it on the radio, pay special attention to the unscripted interviews. Listen out for people using these words and their language will come alive with a new depth and meaning. Once you have had some practice at this, start matching their language up with the physiological symptoms described below. Of course, you can try this with real people too, it's just that people on TV don't seem to mind as much when you stare at them.

All of this is useful, not in categorising people, but in communicating with them more effectively. You may have heard people labelled as “visual” as if they are only able to understand pictures. In fact, everyone uses all of their senses. Imagine listening to a presentation in a language that you can speak, but not fluently. You translate in your head as much as you can, but after a while you can't help letting your mind wander as you get tired.

The same thing happens even when you communicate using the same language, so we are talking about a degree of refinement here which will add to and enhance your existing skills, particularly when communicating something complex or new.

Here's another list of words that will help you discover a person's preferred sensory system. Preferred doesn't necessarily mean “always use”, think of it as meaning “using right now”.

Visual	See	Vision
	Picture	Outlook
	Look	Bright
	Watch	Clear
	Perspective	Focus
	Sharp	Reflect
	Background	Eye catching
	Shine	Magnify
	Near	Far
	Auditory	Listen
Hear		Amplify
Sound		Tell
Noise		Resonate
Loud		Hum
Whistle		Silent
Whine		Drone
Roar		Tone
Harsh		Click

Kinaesthetic	Feel	Push
	Touch	Embrace
	Grab	Warm
	Hold	Cold
	Contact	Sinking
	Down	Queasy
	Ache	Shaky
	Gut reaction	Sinking
	Heavy	Light

Physiology

To a highly visual thinker, kinaesthetic thinkers appear to be slow and boring. The kinaesthetic thinker might feel that the visual thinker is too flighty, never settling on a particular idea or topic or conversation and talking too fast to pay much attention to.

Visual thinkers see a constant movie in their heads, so their language has to keep up. Strongly visual thinkers hardly ever finish a sentence, as the generation of words just can't keep pace with the images they're trying to describe. They breathe high and fast to keep up with their fast pace of speech, and their hand gestures show you what they are talking about. To make upward eye accessing more comfortable, they look up and lean back a lot, often supporting the backs of their heads with their hands when they are thinking very intensely.

Auditory thinkers hear a constant, harmonious flow of words and sounds. They tend to breathe regularly from the centre of their chest and their gestures add impact and emphasis to their words, much like the conductor of an orchestra. They talk smoothly and freely and you can hear a definite music to their speech, marking out sentences and phrases. Auditory thinkers tend to sit upright and when thinking intensely will often tilt their heads to one side.

Kinaesthetic thinkers base their language on their feelings, so they constantly check their internal feelings and sensations to verify what they are saying. Feelings move much more slowly than words or pictures, so a kinaesthetic thinker will tend to pause a lot and speak without making much eye contact. They tend to breathe slowly and deeply from their stomachs, and their rate of speech is much slower than the other two sensory thinking modes. Their hands will often be still, or they will touch themselves to stay "in touch" with their feelings. Kinaesthetic thinkers tend to lean forwards when thinking as this makes their downward eye accessing more comfortable.

During the course of a conversation, you will move freely between these different modes, although you will tend to prefer one as a "default" mode.

You'll find that, when you're deeply in rapport with someone, your physical posture and breathing will be closely matched. Consequently, you will both be thinking in the same sensory mode. Next time you're in a social environment like a pub, watch out for people who are this deeply in rapport.

The first thing you'll notice is the similarity of their posture, but this is not the most important thing to pay attention to. Instead, notice the pace and rhythm of their movements. Notice how they are both using the same type and range of gestures, so that they are either both pointing to the same picture, both conducting the same orchestra or both checking the same kinds of feelings.

Essentially, they have entered a shared world – a bubble, within which they seem to have an almost telepathic connection.

Just watching this process in some detail will give you everything you need to know about the role your senses play in creating a shared reality for you and your delegates.

There are a number of elements to a particular state, so we'll cover each one separately, looking at the "symptoms" that relate to each sensory system.



What do you want to do?

No matter what you want out of your future career, an employer with a broad range of operations in a load of countries will always be the ticket. Working within the Volvo Group means more than 100,000 friends and colleagues in more than 185 countries all over the world. We offer graduates great career opportunities – check out the Career section at our web site www.volvogroup.com. We look forward to getting to know you!

VOLVO
AB Volvo (publ)
www.volvogroup.com

VOLVO TRUCKS | RENAULT TRUCKS | MACK TRUCKS | VOLVO BUSES | VOLVO CONSTRUCTION EQUIPMENT | VOLVO PENTA | VOLVO AERO | VOLVO IT
VOLVO FINANCIAL SERVICES | VOLVO 3P | VOLVO POWERTRAIN | VOLVO PARTS | VOLVO TECHNOLOGY | VOLVO LOGISTICS | BUSINESS AREA ASIA

Download free eBooks at bookboon.com



Click on the ad to read more

Visual

Posture	Leaning back, head tilted up, hands often behind head to relax whilst looking upwards
Breathing	High in chest, fast and shallow to keep us with fast rate of speech
Hands	Moving quickly, "drawing" the object or events being described. Pointing to specific locations in space related to particular times or emotional states

Auditory

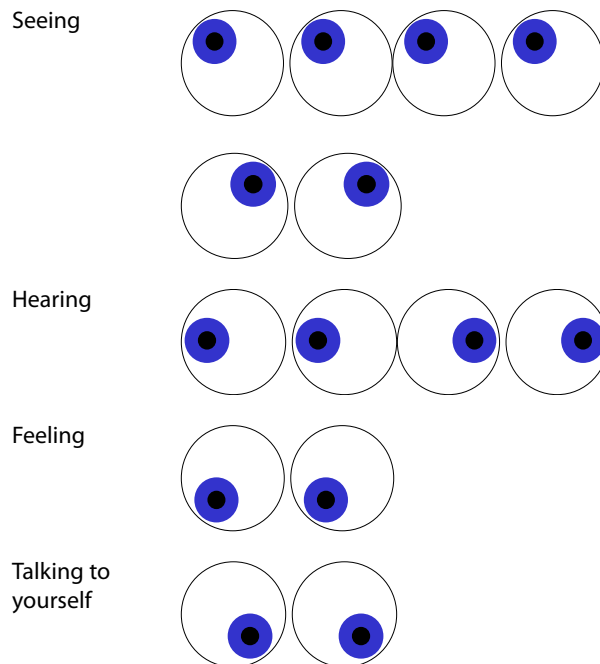
Posture	Sitting upright, head tilted to side
Breathing	Middle of chest, regular and moderate to support fluid speech
Hands	Moving smoothly, 'conducting' or demonstrating the rhythm of speech or punctuation

Kinaesthetic

Posture	Sitting forwards, head tilted down or down to right, eyes often closed
Breathing	Low in stomach, deep and slow
Hands	Relatively still, often in lap or clasped together. Touching body frequently

Rather than just taking my word on this, as is often the case when people read books on 'body language,' experiment for yourself. Ask someone to tell you about a recent or memorable experience that you think will have a lot of a particular type of content such as imagery or sounds and notice how their state changes. Also, find someone who seems to naturally fit these descriptions and pay attention to how they describe their experiences.

Eye movement



In general, movement to the left infers the recall of an existing memory whilst movement to the right infers the construction of a new experience. Contrary to what the members of some security forces are told, this doesn't apply to everyone, and it certainly doesn't mean that someone is lying, just because they're making new pictures in their head. With some people, the left to right accessing is exactly reversed so, once again, it's important to pay attention to the person in front of you, not the generalisation. In fact, recent research shows that there is no connection between eye movements and lying (PloS One, vol 7, pe40259).

If you want to test this out, find yourself a willing subject and sit down, face to face somewhere quiet. You can ask them these questions, or make up your own more relevant questions. The important thing about this exercise is that they don't have to answer you, they only have to process the question.

You should memorise each question and then look the person right in the eye as you ask it. If you read from the page, you will miss the eye accessing as it will happen as soon as the person understands the question – which is long before you have finished reading it.

- What colour is your bedroom?
- Where is the bed in relation to the window?
- What would your bedroom look like if it were pink? (i.e. not the current colour)
- When you pull back the curtains, what sound do they make?
- What sound would they make if you pulled them back twice as fast?
- What sound would they make if you pulled them back half as fast?
- What do they feel like?
- How easily do the curtains move?
- What can you feel with your toes?
- How do you feel when you hear the sound of chalk on blackboard?
- How does your favourite person's voice make you feel?
- Repeat this to yourself inside your head "Mary had a little lamb"
- Repeat this to yourself inside your head, using the voice of Donald Duck "Mary had a little lamb"
- What's the time? (without looking!)

You will probably notice your subject's eyes moving about rather than going to one place and staying there. This is an example of something known as a 'pattern'. For example, if you asked the question "How easily do the curtains move?", your subject may look up to the left, then up to the right, then down to the right before answering. This indicated them trying to remember seeing their curtains move, then making up a picture of their curtains, then finally checking the image against the feelings in their muscles. You can check your interpretation with them after they answer the question.

As you might suspect, all of these are related to each other. If someone is making pictures in their head, their eyes move up so to get comfortable they lean back. In order to keep pace with the rapidly moving pictures in their head, they have to talk fast and this is supported by rapid, shallow breathing which comes from the upper ribcage. If someone is concentrating on feelings, they look down and to really concentrate hard they lean forwards. Feelings change much more slowly than pictures, so their breathing becomes deep and slow to quieten any movement in their bodies, allowing them to really focus on their feelings.



You may have already noticed that I seem to say the same thing in a number of ways. This helps to make communication loud, clear and easy to grasp. In other words, it helps you see what I mean, hear what I'm saying and get the hang of it.

Are you getting the picture yet? Does it ring a bell? Do you get it?

This is an easy way for you to communicate with a group of people who are each attending to you with their eyes, their ears and their feelings.

Now that we've been through all that, I can reveal the secret to you:

Don't worry about it. I mean, don't give it any further thought.



What's more important is that you pay attention to your audience's state and that you notice when the state shifts. If you spend all your time trying to work out people's eye accessing, you're missing the point of paying more attention to other people.

My advice on this whole chapter is to simply be aware that people do not speak the same language as you do, even though it sounds the same. Language conveys experience and other people's experiences are not the same as yours. Pay attention to the differences and use them to become a more effective, more empathic communicator.

20 Whatever you do, don't

Before we start, don't think of a pink elephant, don't notice that itch and whatever you do, don't make a mistake.

Our brains are analogue computers. In practice, this means that, like Roman numerals, we cannot represent zero. We can only represent the absence of something within a framework of the thing that is missing.

Here is an empty box.

What was in it?



Here is another empty box.

What was in it?

So, hopefully you get the idea.



Computers work digitally, so computers can quite happily cope with “not zero”, which is most definitely the number one. Analogue computers struggle to understand “not zero” as it essentially means “anything at all except zero” – for example one, two, a hundred, a tomato, a goldfish or an itch. Are you starting to understand the problem with the word don't? Well, don't worry about it too much if you're not.

Have you ever said something like that in a learning context? Don't worry, don't try too hard or maybe even “don't do that.”

There are two fundamental problems with the word don't. The first is that our brains cannot make sense of the language without first representing that thing that the word “don't” applies to. In order to decode the language “don't drop the glass” your brain first has to have a representation of what dropping the glass is like in order to know what not dropping it means. That thought alone leads to tiny, involuntary relaxation of the muscles in your hand as you make a picture of the glass dropping. The result? You drop the glass.

The second problem is that telling someone what you don't want them to do gives them absolutely no useful information about what you do want them to do. Ask a decorator to paint your bedroom "not blue" if you want to test this out. At best, you will create confusion. At worst, you'll get a punch on the nose.

Of course, your objective may be to create confusion, in which case don't think about applying any of the information in this chapter.

Whilst our brains are analogue computers, they do operate within rules of context. If you tell someone "don't use a red pen" then they will create a list of alternative behaviours constrained by the context of the language. They will guess that you either mean use a green/blue/black pen or that you mean use a red pencil/crayon. If you say, "don't do that" then they will search for a meaning based on "what am I doing right now?"

If you ask someone to stop an annoying habit by saying, "don't do that" then they will have no context on which to base alternative behaviour. The habit is unconscious – that's what makes it a habit – so they may have no awareness of what they are doing. On the other hand, they might just be deliberately trying to annoy you. It's always worth checking.



www.sylvania.com

We do not reinvent the wheel we reinvent light.

Fascinating lighting offers an infinite spectrum of possibilities: Innovative technologies and new markets provide both opportunities and challenges. An environment in which your expertise is in high demand. Enjoy the supportive working atmosphere within our global group and benefit from international career paths. Implement sustainable ideas in close cooperation with other specialists and contribute to influencing our future. Come and join us in reinventing light every day.

Light is OSRAM

OSRAM SYLVANIA 



If you catch yourself saying “don't”, quickly backtrack inside your head to figure out how you have decided on this course of action. Usually, you will have made a picture, sound, voice or feeling inside your head of how things may turn out for the worst. Go back to that worry state and pick a more useful, specific outcome. Now follow up your “don't” command with a “do” command.

Here's an example:

- Watch people working on a lively exercise dangerously close to the projector
- Make a picture in your head of them knocking it over
- Say “don't knock the projector over”
- Realise you said “don't”
- Backtrack to the picture in your head
- Choose an alternative, positive outcome
- Make a picture in your head of that outcome
- Describe the picture – for example, “move away from the projector”

So you avoid the usual “What projector?”...Bang...“Oh, that projector...”

Now, once you get the hang of telling people what you want you can start being more creative with your use of the word “don't”. For example, if you tell someone “don't forget”, you can imagine the result you might get. You could have some fun with this, and it's an interesting way to experiment with motivating people, but don't start thinking about all the ways you'll use what you've learned just yet.

21 Putting it all together

Anxiety

A fear of public speaking is the single most common problem I am presented with in coaching. What I have found over the years is that the structure seems to fall into two broad categories. Some people start having an internal conversation with themselves whilst presenting and this creates conflict and distraction. Some people imagine that the audience is judging them badly.

In the first case, I find it's helpful to give people strategies for remembering their presentations which match their own natural preferences. For example, if someone has a visual preference but they write their presentation out as a script, they have to stop their flow in order to read the script. Instead, I would get them to draw their presentation out using pictures or use single words per topic.

In the second case, when I ask what happens when they stand up in front of the audience they often say, "I imagine the audience is looking at me", to which I reply, "well, that's because they are!".

What is often happening is that the presenter is seeing themselves from the audience's point of view and noticing all of their faults. The Perceptual Positions technique is ideal in this situation.

Imagine yourself giving a presentation. In 1st position, you are standing at the front of the audience, seeing them, hearing them, hearing yourself, noticing what you feel.

Move to a 2nd perceptual position, sitting in the audience looking up at yourself. As you sit in the audience, look around you and then look at yourself at the front of the room. Notice what you see and hear, and notice how you feel.

Move to a 3rd perceptual position as a neutral observer, at the back of the room or perhaps looking in through a door or window. Notice the way that 'you' in the audience interacts with and responds to 'you' at the front of the room.

Move back through 2nd position and finally into 1st position, taking with you anything you have noticed or learned.

Taking in what you noticed in the 3rd and 2nd positions, what seems different as you deliver your presentation now?

At this stage, most people will observe that the audience had far more important things to think about than the presenters minor habits and mistakes. And from the 3rd position, it all seemed quite distant and unimportant. Back in 1st position, most people will feel more of a balance in their relationship with the audience. Yes, the audience is looking at them, but they're not making as harsh a judgement as the presenter is making of themselves.

Setting the scene

What do audiences want to know? What meanings should all presentations convey regardless of topic or content? What about:

- I'm telling the truth
- You can trust me
- This is important to you
- This is relevant to you
- I really believe in this
- You're going to love this!

It might be useful to think about the high level message that runs through your presentations, and to consider that first when you are planning a presentation. If you get that in place, everything else you do has a strong foundation to build on.

Your context

Take a moment to set your own personal context for presenting with impact – is it to clients, colleagues, shareholders or someone else? Are you selling, persuading, informing or something else?



CHALLENGING PERSPECTIVES

Internship opportunities

EADS unites a leading aircraft manufacturer, the world's largest helicopter supplier, a global leader in space programmes and a worldwide leader in global security solutions and systems to form Europe's largest defence and aerospace group. More than 140,000 people work at Airbus, Astrium, Cassidian and Eurocopter, in 90 locations globally, to deliver some of the industry's most exciting projects.

An **EADS internship** offers the chance to use your theoretical knowledge and apply it first-hand to real situations and assignments during your studies. Given a high level of responsibility, plenty of learning and development opportunities, and all the support you need, you will tackle interesting challenges on state-of-the-art products.

We welcome more than 5,000 interns every year across disciplines ranging from engineering, IT, procurement and finance, to strategy, customer support, marketing and sales. Positions are available in France, Germany, Spain and the UK.

To find out more and apply, visit www.jobs.eads.com. You can also find out more on our **EADS Careers Facebook page**.

AIRBUS **ASTRIUM** **CASSIDIAN** **EUROCOPTER**

EADS



It's also worth thinking about what the audience expect from you. Do they expect an expert, or just a different perspective? Do they expect a hero or a fall guy?

Planning outcomes

If you don't want your audience to do anything as a result of your presentation then you are wasting your time and theirs. An email could replace your presentation if all you want to do is transmit information. A presentation is a specialised communication tool, so use it to achieve the right outcome for you. Think carefully about what the presentation adds, over and above any other form of communication.

Even a decision or an opinion is an action because it requires the audience to process information and then do something. Forming an opinion is an active process, just as much as buying a product.

- What do I want?
- How will the people in this room help me to get it?
- What do I need them to do for me?
- What state do they need to be in to achieve that?

When you create a Well Formed Outcome for your presentation, you'll know it has to be under your control. If you want the audience to understand or agree, that's not under your control, so first you have to know what it is you want.

So many people in companies present to customers to 'inform' or 'educate'. That's not under your control!

If we work outwards in layers of control, the first thing that is under your control is your own state. When you're in rapport with the audience, your state will influence their state and their state will make it easier for them to achieve the outcome you want for them.

Aside from all the influencing tricks you could learn, the simplest way to get people to do what you want is to tell them what you want. It's important to get into the habit of telling people clearly what you want and what you need from them. The final question, a 'tag question' just pushes the outcome home as it tends to elicit an agreeable response in the majority of helpful, reasonable people. The important thing is that it elicits a response – because you do want a responsive audience, don't you?

If you ask for something that people can't give you, they will tell you – either by saying "no" or by saying "erm...OK" whilst looking like they mean 'no'.

Many people are afraid to ask for what they want. That's OK, because if everyone asked for what they want, there would be too much noise. It's good that many people are brought up by their parents to believe that accepting second best, accepting what they're given is somehow a good thing. This means that it's very easy to get what you want, just by asking for it. It's precisely because other people are afraid to do it that it works so nicely.

And you're not afraid to get what you want, are you?

Of course, there is another explanation. Imagine for a moment that the world is full of people who are reasonably happy, well intentioned, kind and helpful. They want to help you, as long as what you're asking for doesn't specifically disadvantage them. They want to help you, but they don't know how. So by telling them what you want, you are helping them to help you, which makes them happy.

After all, you feel happy when you've helped someone, don't you?

Oh, by the way, I really am suggesting you start every presentation in this way.

“What I want is for you to think about how this is important for your business, so what I need you to do is pay attention and ask any questions that help you to understand how we can work together, how do you feel about that?”

Years ago, I worked with a client who had problems with internal communication. They had a board meeting every two months where they would cover all of their project updates and make all of their important decisions. The meeting essentially comprised two days of presentations.

What was happening was this: someone would present a project update and at the end certain people would start asking awkward questions, saying they had forgotten something, questioning their approach, saying they should do something different, generally picking the project apart and making the presenter feel like they were under attack. The presenter would exclaim “but all of this was in the agenda, didn't you read it?” Of course, no-one ever did read the agenda. They were too busy.

Someone else would present some information for a decision – something simple like buying mobile phones. They would go through tariffs, figures, suppliers and so on, and at the end of the presentation as the board to make a decision. More questions. “Have you talked to that supplier?”, “Why are you doing it that way?”, “Why don't you talk to this supplier?”, “Why are you looking at those phones?”, “What's the cost of calling another mobile on that one?”. The presenter would exclaim “but all of this was in the agenda, didn't you read it?” Of course, no-one ever did read the agenda. They were too busy.

And meeting after meeting, decisions didn't get made, projects didn't move forwards and everyone learned to feel a sense of dread when it was time for the next meeting.

The solution was very simple, and I bet you can guess what it was. The presenters weren't telling the audience how to listen, they weren't telling the audience what they needed to do. So each person in the audience settled into their default role – to fall asleep, or to challenge, or to show that the presenter hadn't really thought it through, or whatever it was.

It didn't help that the presentations were all jumbled together, so the audience would never really understand what the point of the next one would be. It's no wonder they were confused and just retreated to their comfort zones.

What I had them do instead was begin each presentation with a framing statement, such as:

“Here is an update on my project, I don't need any advice or feedback at this stage, it's for your information only”

“I'm going to present information about the mobile phone purchasing project, and at the end I want you to tell me which supplier you think we should use”



360°
thinking.

Deloitte.

Discover the truth at www.deloitte.ca/careers

© Deloitte & Touche LLP and affiliated entities.



Saying, “Here is an update on my project, I don’t need any advice or feedback at this stage, it’s for your information only” tells people exactly what is expected of them. Conversely, presenting a huge volume of facts and figures and only then asking people to make a decision is simply asking for trouble. If you tell people up front what you expect, they will pay attention in the right places and be able to make a decision when you need them to, instead of saying they need more time to think or asking difficult questions just to divert attention away from the fact that they weren’t listening.

Of course, you could do even better than this. You could make sure your presentation is even more focused and impactful. Using the examples above:

“I’m here to give you an update on my project. What do you need to know in order to feel comfortable updating your own teams on our progress?”

“I’m asking you to make a decision on which mobile phone supplier we use. What information do you need from me to make that decision?”

When does the presentation start?

When do you think the trance induction begins for a stage hypnosis show? When the hypnotist first addresses the audience? In the music that is playing before the show starts? Upon entering the theatre, even? The answer is that it starts the moment you buy your ticket.

When does a night out with friends start? As you walk into the bar? As you’re getting ready? As you’re getting ready to leave work?

When does your holiday start? When you step off the plane? Or when you book it?

Why is this? Because as soon as you start to think about something like a night out, or a holiday, or a presentation, you are building a simulation of it in your mind. As soon as you make the decision, your mind begins preparing you for it. That preparation might include wondering who will be there, thinking about what might happen, feeling excited, thinking about what you want to learn, thinking about how to get there.

We survive by predicting the future. Our ability to catch balls and trains requires the future to be much the same as the past, so we create generalised rules that apply over time. The problem is that we predict the future based on past events, and as the people who manage your investments say, that is a very risky approach.

It’s a completely natural, human process, and by being aware of it, you gain greater control.

You will be communicating with your audience long before you stand up to speak to them, so it's very important that you start shaping their expectations to support your outcome.

If you ask, many people will say that the presentation starts when they stand up to speak.

This is unhelpful for two reasons:

- It puts even more focus on the act of standing up, which is the bit most people avoid
- It loses a huge opportunity to influence the audience and set their expectations

What communication do you have with the audience before the presentation that you can use to reinforce your presentation?

Do you send out an agenda? A joining pack? An email? Each of these is an opportunity to prepare the audience for your presentation so that you have a much greater chance of achieving what you want from it.

If you tell the audience what to expect, they will adjust their ability to pay attention accordingly.

If you don't they will pay attention to whatever fits their preconceived expectations, which means you will get random results at best.

Set the audience's expectations as soon as you begin communicating with them.

As you stand up, you step into an imaginary space at the front of the room, created by the audience. The existence of an audience presupposes the existence of a presenter – and so you are stepping into a role that is waiting for you to claim it.

As you step into that space, you take control of the room, and you do not under any circumstances give control back to the audience until you are ready to.

Planning states

What will be the starting state of the audience? Open minded? Curious? Impatient?

Many presenters just launch in and start talking at the audience instead of first tuning themselves into the audience's state. This is one of the most important things you can do as a professional communicator and it's called pacing.

Begin by thinking about the audience's starting state. Then, thinking about the desired outcome for the presentation, choose a useful end state for the audience. Finally, plan a route.


It is very important to be realistic about the audience's start state. You might want them to be curious, but if the reality is that they are tired and bored then you can take that into account. Remember; their start state is neither good nor bad, it's just the way that it is, and it has nothing to do with you.

Their start state will depend not just on what has happened to them prior to the presentation, but also on their expectations of the presentation itself based on their previous experiences. This is a very important point too, and illustrates the importance of knowing when the presentation starts.

You will probably recognise this as an extension of the concept of pacing and leading, and you'll remember that the first stage of pacing is to gain rapport. If the audience is feeling critical, there's no point pretending they are curious. First you need to pace their critical state in order to lead them out of it. How do you do that? Come on! Do you want me to come and do the presentation for you?

SIMPLY CLEVER

ŠKODA



We will turn your CV into an opportunity of a lifetime



Do you like cars? Would you like to be a part of a successful brand? We will appreciate and reward both your enthusiasm and talent. Send us your CV. You will be surprised where it can take you.

Send us your CV on www.employerforlife.com





Presenters who don't have the advantage of this approach often start by planning what they want to say rather than how they want the audience to respond. This is why their presentations seem more like transmissions than interactions.

What about technical presentations? Surely they serve to inform or instruct the audience? Again, what do you want them to do with that information? Agree with it? Make a decision? Understand it? Use it? Misuse it?

The outcome for the audience is always your starting point for designing a presentation. Once you know this, the rest is easy.

What the audience wants

What do audiences want to know? What meanings should all presentations convey regardless of topic or content?

Are there some silent, hidden questions that the audience need answering before they can begin to listen? You know there are. They're the same questions that you were asking as we started this workshop.

As you begin your presentation, the people in the audience have these questions rattling around in their minds. They are probably not consciously aware of them, yet they still need to be answered.

They are questions like:

- Do we have anything in common?
- Do I like you?
- Do I trust you?

- Do I believe you?
- Do you believe you?
- Do you know what you're talking about?
- Is this relevant to me?
- Do I respect you?

There may be other questions too, depending on the situation.

How do you know that you like someone? Is it because they say “You can like me” or is it something else?

It might be useful to think about the high level message that runs through your presentations, and to consider that first when you are planning a presentation. If you get that in place, everything else you do has a strong foundation to build on.

By giving the audience the opportunity to find the answers to these questions first of all, you will ensure their full attention later on. It really is worth investing time in this, because that investment will pay off greatly later on, as you will soon discover.

Environment

Bear in mind that the environment you're presenting in will greatly influence the audience and your outcomes, particularly if you plan the environment in conjunction with the audience's expectations.

You can think not only about the venue and room but also branding and signs which add to the expectations of the audience.

You can also think about things like refreshments, using a lectern and so on. If you stand behind a lectern, you will lose rapport with the audience because they can't see you. If you have water available, you can use it to give yourself time to think about questions.

The environment can support or hinder you in achieving your outcome, so it's worth taking some time to think about it.

Structuring the presentation

There are a number of formats that you can use to establish communication with the audience. Here are a few ideas for you to practice. Remember that success, in NLP terms, doesn't mean thinking about what will work and ruling out what you think won't – it means that you do everything and notice what really works!

Framing

By telling people what you want them to do, you are helping them to filter the information so that they pay attention to what is important for them. If you don't tell people what to do until the end, they will be completely unprepared for it and will not do what you ask. This process is called labelling or framing, and it's often used naturally by anyone who is a skilled communicator.

- I'm going to present some information after which I'd like you to give me your opinion.
- I'm going to present a project update after which I'd like you to give me feedback.
- I'm going to present a proposal to you after which I'd like you to make a decision.

Outcome focus

There's an old saying used by old presentation skills trainers: tell them what you're going to tell them, tell them, then tell them what you've told them. In other words, the audience have a limited attention span so you have to drum your message into them. Here's an updated version, for a more modern audience:

- Tell them what you want them to do
- Present the information they need in order to do it
- Tell them what you want them to do

I joined MITAS because
I wanted **real responsibility**

The Graduate Programme
for Engineers and Geoscientists
www.discovermitas.com



Real work
International opportunities
Three work placements



Month 16
I was a construction
supervisor in
the North Sea
advising and
helping foremen
solve problems





Association (shifting referential index)

Begin talking about the wider context, people in general, then move to a more relevant section of the population, then to the people in the room, then to ‘you’ and finally to ‘I’. Throughout the sequence, the referential index shifts as follows:

Everyone (everything) > them > us > you > I

Timeframe

Begin at some point in time before the present moment, listing all the shared experiences up until the present moment to elicit an agreement state, then continue forward in time to gain commitment to a course of action.

Frame/story/question

Frame the communication to direct the audience’s attention, tell a short story and then ask a question to shift the audience’s state and refocus their attention.

Pacing current experience

The first thing you need to achieve in your presentation is to get the audience’s attention. You can ask questions, tell them about yourself, use an ice breaker, tell a joke, or do anything else that fits the context.

One very useful way to achieve this is to build your audience towards an ‘agreement state’ in which they are more likely to agree with you, consider your ideas favourably and make the decisions you want them to make.

So, right now, you’re reading these words and you might think about your next presentation. Perhaps you’ve presented in the past, or experienced other people presenting to you. In either case, you may be the kind of person who really wants to achieve the best you can and refine the skills you’re already developing. It’s good that you’re taking such an active interest in yourself because you know the results that it will bring you.

Was there anything in that last paragraph that you could disagree with? Was there anything to agree with?

In the first section we talked about pacing the audience’s state. This is the same process, and this time you’re pacing their experience. As you begin with very general facts that are true for the audience, you will see them nodding in agreement. As your presentation becomes more specific, or less factual, they will be more likely to agree with you than to disagree. For example, to say that you’re reading about presentation skills is true. To say that you’re reading the best way to develop your presentation skills is a belief. Your beliefs – product benefits, opinions or proposals – are more likely to be accepted if your audience is in an agreement state.

When practicing hypnosis, we use a simple script that rotates the client between their external experience and their internal focus:

Tell your partner three things that you know they can see/hear/feel
 Tell your partner one thing that may be true – a suggestion
 Ask your partner what they are aware of
 Repeat 4 or 5 times

Why would we mention hypnosis in a chapter on presenting? Let's put it into the context of a presentation:

Tell the audience three things that are true now or are shared experience
 Tell the audience one thing that may be true – a suggestion
 Ask the audience for their agreement

And you might still be wondering what this has to do with presenting, so here are a couple of examples, starting with something that I hear at almost every sales conference.

- It's been a tough year
- Competition has been intense
- We've worked hard
- Your targets are doubling next year
- Leadership is key to business success
- Effective leaders inspire their staff
- Leaders can be both born and bred

Excellerate develops your leadership potential. It's always useful to have your audience in an agreeable state before you start transmitting information at them. This simple technique is a very powerful way to lead the audience into an agreeable state by telling them things that are true – either in their experience or in the present moment, for example:

- You have all travelled to be here today
- We are all together
- You can hear me
- You can take a moment to be comfortable
- We have some presentations before lunch
- Some of you might be curious
- Some of you may already know
- I know that you may be wondering
- You might be wondering, "what do I do with this?"

And of course, when the audience is in an agreeable state, they are more likely to agree with you.

Chunk size

You can start at a high level of detail and work down throughout your presentation, giving the audience the opportunity to ‘tune in’ when you reach their preferred level of detail.

Tell the audience the purpose of your presentation, what you want to achieve and what they need to do to help you.

Start with background, big picture, landscape, ‘true’ information. Talk about the wider context to your presentation, both what’s good and what’s missing from it.

Move onto the detail of your presentation, what you are presenting, what problems it solves, what it achieves, how that helps the audience, what it does for them.

Summarise the key points, information, benefits, outcomes. Tell the audience what you want to achieve and what they need to do to help you.



“I studied English for 16 years but...
...I finally learned to speak it in just six lessons”
Jane, Chinese architect

ENGLISH OUT THERE

Click to hear me talking before and after my unique course download



Timing

It's more important to stick to time than to say everything you want to say. The audience will be left with a far better impression if they feel the presentation is complete than if there is any sense of something being left out.

As a rule of thumb, when you plan your presentation content, create enough content to fill about three quarters of your allocated time. The rest of that time will most certainly be taken up by late starts, questions, conversations and all the other unexpected things that happen whenever you work with children, animals or audiences.

It is very easy to fill in time during a presentation, and by finishing early you give the impression of being very much in control – something that the audience will notice and appreciate.

If you have any activities or interactive sessions planned for your presentation, build in even more contingency, so that you create content for only half of the allocated time.

Many people take the approach that they have a lot to say about themselves and their companies, and it's very hard to pack all that into a short time. Certainly, if you believe that the function of a presentation is for you to tell the audience something, or give them information, then you will certainly find it difficult to pack in everything you have to say.

Let's take a different approach – one that takes a lot of pressure off you and makes the whole experience far more enjoyable. Simply ask yourself this question:

What one question can I ask that will get the audience to do what I want them to do?

After that, the only remaining question is what to do to pad out the remaining time!

If your set up and invitations have done their job, the audience already knows why they are there and what they need to do what they are there for. If someone asks you to make a decision, you already know what information you need. You don't have to sit through a comprehensive presentation of information which is very useful, it's just not useful for you. If the audience needs only some very specific information in order to take action, why waste time?

Here are some examples:

- What one thing can I tell you about my company that will most help you make the right decision?
- What information will be most useful to you right now?
- What can we do in this next hour that will make this whole presentation worthwhile?

Starting from the point of cramming in everything there is to say is difficult. Starting from the point of what your audience needs to hear in order to take the next step is easy.

So, here is a useful idea for you. Always start your presentations with a question:

What would you most like to hear about that will be most helpful or useful for you right now?

By concentrating on the answer to that question, timing will never be a problem for you.

Language patterns

You can try out some different forms of language to find out the effect they have on the audience. Here are some examples.

Presuppositions

All language contains unspoken elements which must be accepted as true in order for the language to make grammatical sense. You can use this constructively, for example:

“When you buy a service like mine, what do you normally expect?”

The question is about customer expectation, but it makes no grammatical sense if the listener does not buy ‘a service like mine’.

Reframes

Reframing can be used to change the meaning of information, for example, if the price of a product is high you can reframe that information to mean the price is an indication of exclusivity.

You can respond to even the most pointed objection or question with, “Excellent! What a great question”, because it’s important to recognise the value of the person even if their question may be inappropriate.

In coaching, you can use reframes to change the meaning of problems. I was recently asking a client to use their creativity to come up with options for a problem. One option was, “Move to a planet orbiting Mars” and my reply was, “Excellent! Your creative side is working really well!”

Whatever your audience does or says is good because it shows they are engaged. If they fall asleep, that’s good too as they’ll be easier to influence. You can’t lose!

Embedded commands

These are instructions that sit within a language structure that is not itself a command. Often, analogue marking is used to draw unconscious attention to the command. The simplest embedded commands are questions:

When would you make a decision to **buy my product**?

What would you need to know in order to **hire me**?

But they can also be more complex:

I know that sometimes it seems difficult to **make a decision**, yet when you realise **you're looking at the best product** you just have to **go for it** and **trust yourself to do the right thing** for you.

The embedded commands are marked out using a gesture or vocal stress or even a pause, in exactly the same way that you would naturally stress important points in any conversation.



WHILE YOU WERE SLEEPING...

www.fuqua.duke.edu/whileyouweresleeping

DUKE
THE FUQUA
SCHOOL
OF BUSINESS



Milton Model language

Milton Model language is a framework within which the listener can insert their own meaning. It is very powerful in situations where you have to address the needs of interests of many different people, for example:

You may have heard about this before or it may be new to you, in either case you might already be thinking about how to use this information and to learn even more before you make the right decision for you.

Questions

Can you think of an easy way to engage the audience and make the presentation interactive?

You might recall that we each have a critical filter which evaluates incoming information to judge it against our own beliefs and perception of the world.

The filter is useful because it protects us from other people's beliefs. Unfortunately, it also prevents us from accepting new information too.

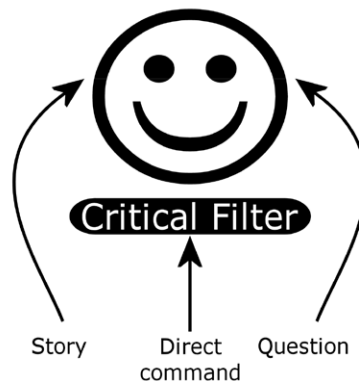


This means that if you present by talking facts at your audience, it doesn't matter how true or well researched you think those facts are, some people in the audience will find them contentious, simply as a result of the way you have presented them.

Fortunately, we can bypass this filter quite easily. Firstly, you can make sure that the people you're presenting to are in as receptive a state as possible before you begin presenting. How? Come on – you can remember!

- Using every opportunity to communicate with the audience prior to the presentation
- Framing the presentation so the audience know what to do
- Answering the audience's unspoken questions

Secondly, you can use the two forms of communication which will bypass the critical filter. The first we'll explore is the question.



Why do questions bypass the critical filter? How do questions bypass the critical filter?

Well, questions don't convey any information, do they?

Questions don't carry instructions, do they?

A structure of language which you hear as a question puts you into a certain frame of mind, ready to search for an answer. Over time, the right balance of questions will guide your audience into a receptive, open minded and interactive state.

We hear questions when:

- The speaker's voice pitch and eyebrows rise towards the end of a sentence, not to be confused with a stereotypical Australian accent which is different
- A sentence starts with a word such as why, when, where, how, what, which, who, if, is, could, would, might, may, can
- A statement ends with a tag question, such as couldn't it?, don't they?, do we?, can it?

After all, it's rarely wise to position yourself as the absolute expert who is going to give the audience all the answers. It's generally useful to think of your role as being to help the audience to explore the questions, and for them to formulate their answers. As you'll see later, people rarely ask a question in order to get a straight answer.

And in any case, an answer is rarely as simple as it seems. We ask questions because the answers mean something, not because they're plain facts. There is no such thing as a plain fact.

Consider these facts:

- 30 mph
- 2%
- 2 metres

How do you feel about them? Good? Bad? Indifferent?

You see, in themselves they don't mean anything, but in context they can generate strong emotions. How about:

- Someone driving at 30 mph in a 20 mph area past a school at 8:55 am
- Being stuck behind someone driving at 30mph in a 60 mph zone when you have to catch a train

So questions not only bypass the audience's critical filters – they have the power to elicit very strong emotional responses.

Narrative communication

Listen to any conversation and you will hear a combination of:

Excellent Economics and Business programmes at:



university of
 groningen




**“The perfect start
 of a successful,
 international career.”**

CLICK HERE
 to discover why both socially
 and academically the University
 of Groningen is one of the best
 places for a student to be

www.rug.nl/feb/education



- Belief statements – which sometimes sounds like facts
- Questions – for many different reasons
- Narrative – which gives characters and sequence

This is a very important point. Human beings communicate with each other in a narrative. We don't communicate using factual statements; they are linked by a narrative, which includes characters – who did what to who – and a sequence in time, so that we can recreate the situation mentally.

As one person is talking, anyone listening is translating their words back into the original sensory experience. Of course, they can't translate it into exactly the original, so they are substituting their own experiences and references in order to make sense of it.

What does this mean for you as a presenter?

For a start, it means that the more narrative you use, the easier you are to listen to.

Secondly, it means that the richer your narrative, the more accurate are the pictures you create in your audience's mind.

And thirdly, when we ask people on workshops what qualities they associate with excellent presenters, one which always comes out is that the presenter knew a lot about their subject. And when we ask how they knew that the presenter knew a lot – they told stories.

So storytelling is vital, it's natural, you already do it and to be an excellent presenter you can do more of it, purposefully.

Right now, you communicate in many ways that already fit this form, including:

- Anecdotes
- Case studies
- Reports
- Any description of an event

Framing your communication

Effective communicators use a technique called 'framing', in which they direct your attention before they tell you the important bit, so you don't miss it. For example,

- I'm going to present some information after which I'd like you to give me your opinion.
- I'm going to present a project update after which I'd like you to give me feedback.
- I'm going to present a proposal to you after which I'd like you to make a decision.

By telling people what you want them to do, you are helping them to filter the information so that they pay attention to what is important for them. If you don't tell people what to do until the end, they will be completely unprepared for it and will not do what you ask.

This is totally different to explaining what the story is about, because that destroys the power of the story, and you must never ever explain a story after you have told it, for a very simple reason.

When you communicate in this narrative way, you create a vivid experience in the mind of the listener who then determines a subjective meaning from it. If you then explain the story, your meaning will be different to theirs, and the disagreement breaks rapport and distances the audience from you, undoing the good work you have done by telling the story in the first place.

For example, the 'right' way to do this: "Have you noticed how much rail safety is in the news lately? Recently, when we were surveying passengers, I was surprised to find that when we asked..."

And the 'wrong' way: "Now I'm going to tell you a story about how important safety is to rail passengers. In a recent survey, 58% of respondents indicated..."

You might notice many comedians using the same pattern, for example, "Have you noticed how policemen are getting younger? The other day, I was pulled over for speeding. I stopped and wound the window down. I thought it was nice that the policeman bent down to my level, then I realised that actually he was standing up on his tricycle. Instead of buying a ticket to the police ball, he asked me to handover my bag of sweets"

Nested loops

Hypnotic change stories can come in the form of a nested loop, where a suggestion is embedded within another story. A format using two nested stories looks like this:

Start story 1	Start story 2	Suggestion	End story 2	End story 1
---------------	---------------	------------	-------------	-------------

Nested loops can be complex to set up and require rehearsal, yet can be very powerful when used well. It's certainly worth practising these ideas to find out what works best for you.

Reframing and conversational belief change

Reframing is an excellent way to handle questions and objections. For example, the price of a product or service is in itself meaningless – it is the audience's perception of it being cheap, expensive or good value that is important. Reframing allows you to change that subjective meaning in order to create the right outcome for your presentation.

You can find out more about reframing in part two along with Sleight of Mouth patterns which are specific structures of conversational belief change.

Presentation aids

Environment

How can you use the physical environment to help you achieve your outcome? You might think about the location of chairs, tables, refreshment, signs, posters – anything that will support you and make it easier for you to achieve your outcome.

In Derren Brown's Mind Control TV series, he gets some creative designers to come up with an idea for a brand. Of course, the branding, images and logos were very similar to what he had already drawn and sealed in an envelope, but how? He had carefully planned their journey from their office to his, with posters, stickers, logos on children's sweatshirts, items in shop windows and parcels carried by couriers to influence their thoughts. How could you do the same in your presentation?

Visual aids

You've probably seen a presentation where the presenter read out the words on the screen verbatim, and you probably thought, "I could read that myself..."

The more words you put on the screen, the less the audience will pay attention to you. When you put words on a slide, the first thing the audience will do is read the words. While they're doing that, they're not listening to you.

If you want to include a presentation script or detailed notes, put them into notes pages, not the main slides. Think of slides as signposts rather than guidebooks and you'll be on the right track.

What other presentation aids can you use to enhance the overall experience?

Computer projected slides

Easy and quick to create, easy to share a common layout or style, easy to change when you find out new information five minutes before your presentation!

Whiteboards

Good for keeping track of meetings or informal 'chalk and talk' sessions, not so good for presentations as you have to turn your back to the audience to use them, and you can't prepare your presentation beforehand.

Flipcharts

Good for presentations as you can write them beforehand, use different colours, draw pictures etc, and you can face the audience while using it. Not as easy to change or update as whiteboards.

Portfolios/desktop flipcharts

Good for product information but be wary of forcing your audience through your standard presentation pitch.

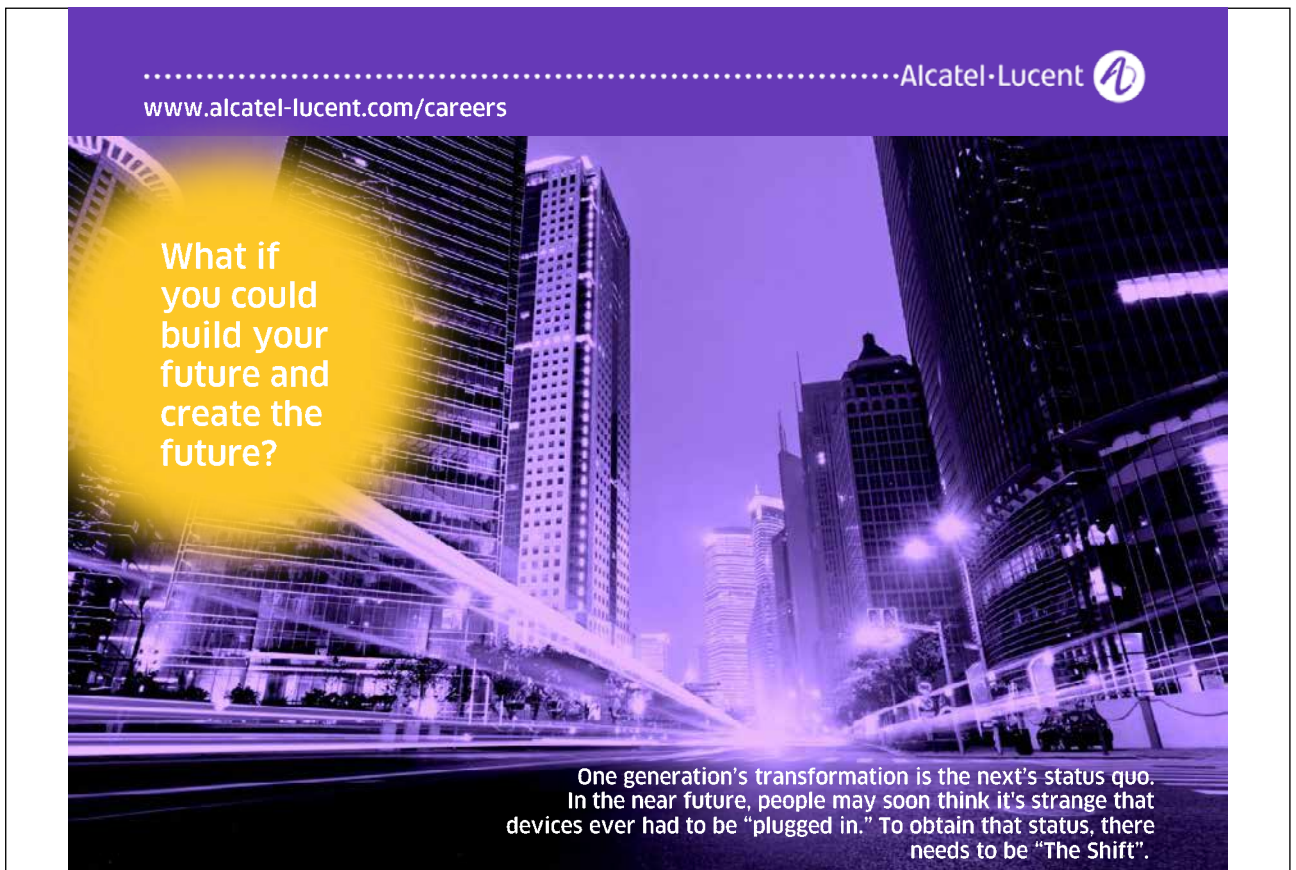
Music


Very effective for managing your audience's state. Don't underestimate its power.

Anything that's to hand!

You can use anything to highlight or add some extra dimension to your presentation. The obvious example is product samples or models, but you can use anything you want to give your presentation some extra impact.

Overall, the more ways you can communicate with the audience, the more memorable your presentation will be.



.....Alcatel-Lucent 

www.alcatel-lucent.com/careers

What if you could build your future and create the future?

One generation's transformation is the next's status quo. In the near future, people may soon think it's strange that devices ever had to be "plugged in." To obtain that status, there needs to be "The Shift".



Tuning in to the audience

Sensory preference

Whilst presenting, you can shift to different representational systems in order to engage the audience’s senses fully.

Visual



See

Vision

Picture

Outlook

Look

Bright

Watch

Clear

Perspective

Focus

Sharp
Background
Shine

Reflect
Eye catching

Far

Auditory



Listen

Quiet

Hear

Amplify

Sound

Tell

Noise

Resonate

Loud

Hum

Whistle

Silent

Whine

Tone

Roar

Low

Kinaesthetic



Feel

Push

Touch

Embrace

Grab

Warm

Hold

Cold

Contact

Sinking

Down

Queasy

Ache

Shaky

Gut reaction

Deep

Motivation

Some people are motivated towards outcomes, others away from drawbacks. Towards people will be motivated by benefits and will tend to rush into decisions without weighing up the consequences. Away from people will be motivated by savings or avoidance and will tend hold back because of potential problems.

Reference

Some people make decisions based on internal information, others on external information. Internal people use their own experience and tend to think this applies to everyone. External people rely on other people or sources of information.

Choice

Some people need options, others need processes. Options people need alternatives and will create their own if they feel restricted. They often do things in a seemingly random order. Process people need step by step procedures and need to do things in the right order.

Everyone has a preference, and this can be influenced by context and state. Whilst you can quickly profile the people in your audience, the safest approach is to make sure you cover all preferences.

Make a decision because it achieves x and avoids y. You already know that you need to do this because everyone is doing it. By doing this the right way, you're giving yourself more choice.

Personal tuning**Congruence**

Congruence between your words, movements and words could be the most important aspect of presenting with impact. Similarly, incongruence can be a useful technique worth practicing.

Voice

You can have a much greater degree of control over your voice than you might have imagined – not just the volume but also the location in your body where your voice resonates. You can practice moving your voice around your body and listening to the difference it makes. When you are well balanced and breathing properly, your voice will be at its most resonant and compelling.

Balance

It's important to be well balanced, with your centre of gravity well centred. Not only does this mean you can move fluidly, it gives an impression of great presence.

Stage presence

What is stage presence? Presenting like you mean it, owning the space, voice, posture, gestures.

Stage presence is simply a state, and you already know many ways to access useful states. It's useful to set up anchors for useful states so that you can access them easily during your presentation.

Firstly, think of the specific state you want to access. 'Confident' is quite vague, and overconfidence can be as harmful as nervousness.

Remember a specific time when you were in this state. Remember what you saw, how bright it is, how sharp, how near, how big and how colourful. Next, remember what you heard, how loud, from where, what pitch, how clear. Finally, remember what you felt, where, how warm or cold, what movement, what sensation.

Now, make the picture bigger and brighter, the sounds louder and the feelings more intense as you double the feeling, and double it again. Say a word to yourself that represents this feeling and keep on repeating it as you concentrate on the feeling.

Finally, test the 'anchor' by saying the word and noticing how the feeling comes back. The more you practice this, the better it will work for you.

It's important that you are able to get into a resourceful state for presenting easily and quickly. Anchoring is an excellent technique to use for this, and it's a good idea to build a number of anchors for yourself so that you can access different states easily.

Join the best at the Maastricht University School of Business and Economics!

Top master's programmes

- 33rd place Financial Times worldwide ranking: MSc International Business
- 1st place: MSc International Business
- 1st place: MSc Financial Economics
- 2nd place: MSc Management of Learning
- 2nd place: MSc Economics
- 2nd place: MSc Econometrics and Operations Research
- 2nd place: MSc Global Supply Chain Management and Change

Sources: Keuzegids Master ranking 2013; Elsevier 'Beste Studies' ranking 2012; Financial Times Global Masters in Management ranking 2012

Maastricht University is the best specialist university in the Netherlands (Elsevier)

Visit us and find out why we are the best!
Master's Open Day: 22 February 2014

www.mastersopenday.nl



Here are some ideas for anchors you can use

- A big red mental 'On button' (build an off button too!)
- A word
- A physical movement
- A piece of music
- An item of clothing

Posture

Different postures will convey meaning to the audience. It's worth spending some time paying attention to your posture when you present and to develop a comfortably relaxed, open posture when that is helpful to you in your presentation.

Rhythm

Rhythm is one of the key factors in a hypnotic trance induction and is therefore a powerful aspect of any communication.

Delivering the presentation

State

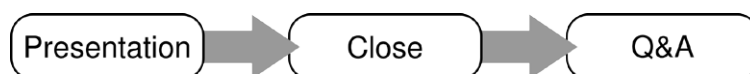
If you ever worry or are nervous about a presentation, here are some very simple tools you can use to change that.

The first, and most important thing to remember is that the majority of people inadvertently make all kinds of everyday activities difficult, and these same people could make those same activities incredibly easy with just one simple, small adjustment.

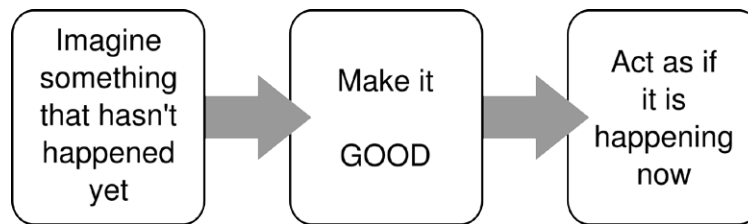
Most people plan for the start of things, not the end

Public speaking, cold calling, going to the dentist and flying can be difficult, to say the least. How many times have you felt nervous about doing any of these? How many times have you felt nervous at the end? What many people experience is worry leading up to the event, nervousness at the start and relief at the end. Which of those three states would you like to feel, all the way through?

The processes of worry and excitement are the same, with just a tiny change in content:. Worry works like this:



And excitement works like this:



So, here's the simple way that you can overcome doubt, worry, anxiety, nerves or fear:

Plan for the end!

So, when you imagine the presentation, imagine it from the point where you're saying thank you, the audience is nodding approvingly and you feel good about having done a great job.

Anchoring for the audience

In the first few minutes of your presentation, you can set out anchors that you will use later on.

You might want to set anchors for:

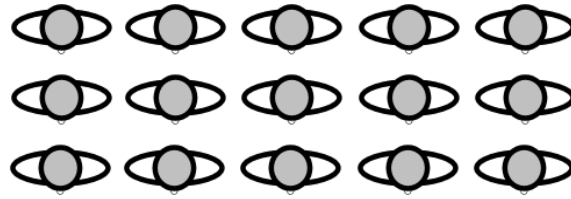
- Agreement
- Disagreement
- Reliable companies/You
- Unreliable companies/Your competitors

What else?

You can also set anchors with colours, sounds, music, gestures etc.

You can practice setting these anchors with the sequence of states you worked out earlier.

Spatial anchoring is, in my opinion, a good example of where people have jumped on a good idea and in doing so have reduced its effectiveness. If you have ever seen people who are 'professional speakers' i.e. they have no particularly useful skills, and they're not famous, but they do know how to stand on a stage and talk about a subject, then you will probably have seen spatial anchoring in action. What you see is a rather deliberate and stilted wandering about on stage, where the speaker's position is supposed to trigger certain states in the audience. As their presentation reaches its climax, they're running backwards and forwards through the different 'anchors'. Personally, I find this exceptionally irritating, which prevents it from working.



I don't know, maybe it works beautifully and I'm just cynical. Maybe most of the people in the audience are thinking, "Why won't he stand still?". Who knows.

So do I think that this 'technique' has no value? Not exactly. If the audience are stuck in a certain state, and you can anchor that state and create a sense of movement from it then this approach can be very useful indeed if it is aligned with everything else about your presentation and the situation.

> **Apply now**

REDEFINE YOUR FUTURE
AXA GLOBAL GRADUATE PROGRAM 2014

redefining / standards 

agence c&g - © Photononstop



What I object to is the way that a technique is hijacked by people who try to use it superficially without understanding why and how it works, so they spoil it for people like you who are going to trouble of learning about how to use NLP elegantly.

It's what the physicist Richard Feynman called Cargo Cult Science. In one of his lectures, he said that South Sea islanders watched aircraft land during the war, bringing food and supplies. After the war, the planes stopped coming. The islanders wanted the planes to return, so they reproduced the conditions for that to happen. They built runways and lit fires along them. They built bamboo control towers and someone would sit in there with coconut shells on his head like earphones. They waited, and the planes didn't come back.

This is what happens when people who don't take the trouble to understand the underlying principles of NLP try to emulate the observable surface features of the techniques. They can't get the same results, so they say that NLP doesn't work. It's like saying that airports don't work, because when you build one, the planes don't come.

When you understand how this all works, and you understand that timing and consistency are vital for anchoring, and you understand what a swish is and how it works, you can easily understand how to elicit states in the audience and how to move them from one state to another.

Getting attention

Good presenters are very good at getting and keeping the audience's attention. Aside from anchoring, what other techniques can you use? One of the most important is the pattern interrupt.

There's a simple technique you can use at the start of your presentation to reset expectations, which is very useful if you are presenting after your competitors, or if you want to reset the audience's expectations about your subject matter.

For this, you can use a flipchart, whiteboard or even a PC projector if you prepare carefully beforehand.

The technique is a version of the Swish pattern which is something covered on the NLP Practitioner course.

Begin by pacing the audience's expectations, honestly, on the flipchart, concentrating on those that are not useful and that you would like to change. When you have created rapport, tear off the sheet leaving the blank sheet underneath, screw the sheet into a ball and throw it into the corner of the room. Now begin writing what you want the audience's expectations to be.

Actually, there's a step before that: tear the edges of the flipchart sheet along its perforation by about 2 inches or 5 cm so that it tears smoothly when you pull it. If you're using a whiteboard, make sure you can wipe away quickly and easily. If you're using a PC, make sure your first slide has the audience's real expectations and make the slide after either blank or with the expectations you want.

The swish with the flipchart incorporates a pattern interrupt and therefore relies very much on your ability to pace the audience. A pattern interrupt can be as simple as you pacing the audience's state and then suddenly changing your state, or it can be as complex as the use of pyrotechnics and audio visual systems.

Pacing and leading

Using the state planning approach we covered earlier on, you can lead the audience through a smooth transition of states. The first step is to pace their current state and to then have a clear direction that you want to go in. Therefore, in order to pace and lead effectively, you must have a clear outcome.

Direction and misdirection

Directing the audience's attention can be as simple as saying, "pay attention, because this is very important" so you direct them to remember the parts of your presentation that you want them to.

Misdirection is harder and needs more practice, because you are focussing on what you want the audience to not focus on. Incongruence can be a difficult thing to master but once you have, you will find many ways to use it effectively in your presentations and other communications.

An easy way to misdirect the audience is to use a visual aid such as a PC projection. Traditional thinking on presentations is that it is not a good idea to have a lot of text on slides because the audience will stop and read the slide before they carry on listening to you. Of course, while they are not listening, your words are still going in through their ears. You might be able to think of some interesting applications for this idea.

Questions and objections

Questions and objections are a wonderful source of feedback for you – they tell you that people are paying attention!

Questions demand a direct answer. Objections often provoke argument. Whilst they may be phrased differently, as the presenter it is not immediately obvious which is which.

Unfortunately, people ask questions for lots of different reasons, only some of which require a direct answer, so it's not always useful for you to answer questions. Here are some possible reasons for asking a question:

- To demonstrate knowledge
- To demonstrate superiority over the presenter
- To disguise an objection
- To provoke a response from the presenter
- To provoke a response from another audience member
- To demonstrate attentiveness
- To waste time
- To set up for an attack
- To hide the fact that they weren't listening
- To gain control of the presentation
- To learn something
- To clarify a point they don't understand

If you want to learn more about the motivation behind questions, listen to the political interviews conducted on BBC Radio 4's Today program, every weekday morning (you can listen on the BBC website if you are outside the UK).



The image shows the BI Norwegian Business School logo, which is a central blue square with 'BI' in white. Surrounding it are numerous colorful, 3D-style rectangular bars of various colors (red, orange, yellow, green, blue, purple) radiating outwards. Each bar has a label for a business program: 'Business', 'Strategic Marketing Management', 'International Business', 'Leadership & Organisational Psychology', 'Shipping Management', and 'Financial Economics'.

BI NORWEGIAN BUSINESS SCHOOL

EFMD
EQUIS
ACCREDITED

Empowering People. Improving Business.

BI Norwegian Business School is one of Europe's largest business schools welcoming more than 20,000 students. Our programmes provide a stimulating and multi-cultural learning environment with an international outlook ultimately providing students with professional skills to meet the increasing needs of businesses.

BI offers four different two-year, full-time Master of Science (MSc) programmes that are taught entirely in English and have been designed to provide professional skills to meet the increasing need of businesses. The MSc programmes provide a stimulating and multi-cultural learning environment to give you the best platform to launch into your career.

- MSc in Business
- MSc in Financial Economics
- MSc in Strategic Marketing Management
- MSc in Leadership and Organisational Psychology

www.bi.edu/master

Download free eBooks at bookboon.com



Click on the ad to read more

The interviewers are masters at asking direct, attacking questions, which practiced interviewees are adept at deflecting, whilst sneaking indirect questions past the interviewee's defences. In relation to NLP, they are very good at creating double binds, where either any answer or no answer at all will reveal the truth.

For example, in this recent (paraphrased) exchange, the journalist wanted to know if a Conservative politician had been part of the plot to overthrow Iain Duncan Smith.

Journalist: Is it important for a government to be accountable?

Politician: Absolutely, yes

Journalist: So will you be accountable for demanding his resignation?

Politician: That's a private matter

The journalist's question was a blatant set-up, and the politician's answer is essentially, "yes I did". This wasn't a particularly elegant set-up, but it still trapped an unwary interview subject. I've seen many presenters trapped in exactly the same way.

The solution to this is very simple:

- Pause
- Repeat the question
- Check your understanding of the question
- Answer the question

You can also turn an objection into a question using the Sleight of Mouth patterns, for example:

"But isn't this expensive"

"Are you asking for more information about the pricing structure?"

When should you take questions?

Whether you're going to take questions throughout the presentation or at the end, you need to do these things:

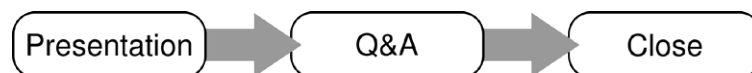
- Allow time in your schedule – as a rule of thumb, plan your presentation to last about three-quarters of your allocated time.

- Handle questions using the format above, otherwise you will get sidetracked, which dilutes your message and eats up time
- Preferably have someone else manage the Q&A process for you
- Make a note of the questions so that you can incorporate your answers into the end of your presentation

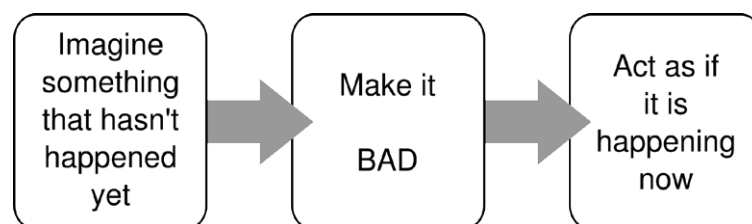
Whether you take questions in the middle or at the end, you handle them in the same way, otherwise you hand control of the presentation back to the audience, and that is a very bad thing.

What many people will do is to announce that their presentation has ended when they have finished talking, then they invite questions.

This is how that structure looks:



Remember the structure of our presentation:



Do you see the difference? This has a number of implications, all of which are good for you:

- You hand control of the room back to the audience only when you have finished
- You dictate the pace of the questions
- You decide when there are no more questions
- You decide when the presentation ends
- You have the golden opportunity to incorporate the questions into your summary

Why is this last point so important? Well, in fact, it's vital. Critical.

If you close the presentation and then invite questions, you are telling the audience that you failed to cover everything they needed. Their perception will be that they got what they needed by asking you questions. The presentation fizzles out when there are no more questions.

If you invite questions and then close the presentation, you are telling the audience that you are flexible and authoritative, and that you are adapting to their needs. Their perception will be that the presentation was interactive and that it gave them everything they needed. The presentation ends cleanly when you close it.

Compare it to a film. Does a film end, or does it just fizzle out when the characters have nothing left to say?

When you have a number of people presenting and you have a panel Q&A session at the end, the approach is a little different.

In this situation, one person will have the role of managing the questions. Here's what they do:

1. Invite questions from the audience
2. Select someone to ask a question
3. Repeat the question so that the whole audience can hear it, and clarifies it if necessary
4. Asks which speaker will respond, or selects one if the choice is clear
5. Checks that the answer is satisfactory
6. Moves to the next question or closes the Q&A

Need help with your dissertation?

Get in-depth feedback & advice from experts in your topic area. Find out what you can do to improve the quality of your dissertation!

Get Help Now



Go to www.helpmyassignment.co.uk for more info



Helpmyassignment



You can see how steps 3 and 4 are partly designed to give the speaker time to think of a good answer! When you're presenting by yourself, pausing and clarifying also gives you valuable time to think.

Feedback

How do you know you are on the right track? What signs do you pay attention to that let you know if your presentation is having the right effect on the audience, or if there is anything you need to change?

Could you suggest a feedback mechanism to the audience at the start of your presentation? Could you even build in an unconscious feedback mechanism?

How can you manage the audience's state in order to control feedback or interactivity?

One thing I've seen people do at the end of a presentation is ask for feedback. Think back to outcomes and you'll realise that this is very dangerous. If the audience didn't know you were going to ask for feedback then what they give you will be random and reactive at best. This is one reason why the feedback forms they give out at the end of training courses are so useless. The audience are paying attention for the purpose of learning something, not for the purpose of evaluating the training. Completely different!

If you are going to ask for feedback, make sure you say so at the start so that the audience know to pay attention and you consequently get the kind of feedback that is useful to you.

Closing

It's very important that you give yourself time to close the presentation properly. Here are some points to bear in mind:

- Remind the audience of the purpose of your presentation
- Remind the audience of the key points
- Remind the audience of the questions that you answered
- Ask the audience to do whatever it is you want them to do
- Tell the audience what they need to do right now
- Make sure the audience knows how to get in touch with you
- And always remember to say thank you!

It's a good idea to future pace at the end of your presentation, and summarising the presentation itself is the ideal foundation because you create a momentum by starting in the past and then moving forwards in time.

By summarising what you have already covered in your presentation, the audience will shift into an agreement state that makes it easier for them to agree with your suggestions for future plans or next steps.

For example, “So you’ve heard all about presenting, and I’ve told you about some of the applications of NLP in presenting, and as you have read through this, you may have thought of some questions, and as this chapter begins to draw to a close you might think of more ways to put this into practice, tomorrow, next week, next month and as you use more and more of these techniques with every presentation you deliver, you can find yourself becoming more and more effective and elegant with each new experience”.

Your identity as a presenter

The logical levels idea is an excellent integration tool because it helps you to create greater alignment between your identity (how you think of yourself), your behaviour and your environment. Traditional training, which only gets people to demonstrate their behaviour without creating behavioural alignment, creates presenters who say, “Well, I can present when I have to but it’s not really me doing it, it’s an act”, just like sales people say, “I do sell, but I’m not a salesman”.

An exercise like this gets the person to create a new identity which encompasses and embraces their new abilities and provides the foundation for creating new behaviour in new situations. By integrating skills in this way, the person will automatically become a more flexible, more effective presenter, even in situations you have never covered during the training course.

Set out 5 spaces on the floor to represent 5 logical levels. You can mark them with pieces of paper if you like.

Step onto Environment. What is the environment for you as a presenter? The location, the audience, other factors.

Step onto Behaviour. What do you see yourself doing as a great presenter?

Step onto Capabilities. What skills have you developed?

Step onto Beliefs. What is now true for you as a presenter? What do you believe about yourself? What do you believe about your audiences?

Step onto Identity. What kind of presenter have you become?

Walk back though each level, taking with you what you have learned about yourself at each level.

Timeline

Where a logical levels exercise integrates through a person’s mental hierarchy, a timeline creates instant experience and convinces the presenter that their new skills will continue to develop and grow over time.

A timeline is especially important for people who were nervous of presenting. A common concern is, “I feel good now, but I know that as soon as I go back to work and have to present for real, I’ll be nervous again”. By now, you’ll recognise this as a worry program, where the person imagines something will happen in the future and then makes it happen through their state and behaviour.

Using a timeline is a more physical means of future pacing, so you can lead the presenter as far into the future as is necessary for them to really believe that they are a confident, comfortable presenter.

Imagine looking into the future and seeing a number of presentations that lie ahead of you, becoming more ambitious and important as time goes on. Take a step into that future, stepping into the next presentation you'll be doing. Be aware of the sense of satisfaction at presenting with impact, and see some of the new behaviours you exhibit. Take another step into the next presentation and see how you have developed again, noticing how that feels.

Continue to step forward through future presentations, being aware of how you grow and develop with each one. When you have arrived at a point in the future that you are comfortable with, stop and ask yourself, "what kind of presenter have I become?"

Now, turn and look back and see how much you have developed since you began. Walk back to the present moment, taking with you the new experiences and resources. When you arrive back at the present, turn and face the future once more. Imagine the future looking bigger and brighter now and being much closer than you had imagined. Take a moment to enjoy the future that awaits you.

Bringing your ideas to life

As I said at the start of this chapter, I think that the ability to present is probably the most important professional skill that you can master. Regardless of how good your ideas are, if you cannot communicate them to a large number of people in an inspiring and compelling way, they will never reach their full potential.

Every year, the number of new patents registered increases and yet this still represents the tip of the iceberg. As many as 99% of new ideas just gather dust and never become reality. People will infer the importance of your idea, not from the content but from the way you communicate it.

I find that successful executives very quickly learn a survival mechanism which protects them from the overwhelming demands on their time – they say no to everything. They do not have the knowledge or experience necessary to evaluate every idea on its own merits, so they learn to judge the importance of an idea from the persistence and passion of the person presenting the idea.

Whether you are creating global businesses or inspiring children, the art of public speaking will always be key to the way we relate to each other as a species. After putting into practice the ideas in this chapter, you will have a much better chance of making your ideas, beliefs and desires a reality.

22 In a nutshell

NLP is about your brain, language and your senses. Everything that is in your brain got there through your senses and is represented by your senses as an incomplete representation of the real world. Your brain makes up for its inability to process all of the available sensory data by comparing what is really happening with what it expects to happen and then improvising to hide any differences. In order to make sensory data match with your memory of the world, your brain ignores, corrupts and simplifies sensory data.

If your senses are your brain's input then language is one of your brain's outputs. You were able to communicate very effectively with anyone who took notice of you, long before you learned to speak. The fact that you are alive today proves that you were able to get your own way without the need to learn a spoken language. Strangely, we are brought up to value spoken or written language above other forms of communication, so we are taught to logically exclude or ignore non-verbal language. Our brains, however, have evolved to use non-verbal communication to carry the majority of communication traffic to and from other people. Therefore, we must be aware of this and pay as much attention to non-verbal language as we do to verbal language. Of course, you don't have to actively pay attention to it – you just have to be aware that it's there and that it's feeding your sense of intuition. Learn to trust it.

In other words, spend at least an equal amount of time preparing what you are going to say as how you are going to say it. If you are unprepared, unsure or even doubtful about what you are presenting, your non-verbal communication will reveal your true thoughts to your audience. Some will ignore this, some will dismiss it as intuition and some will attend to it as the primary message – totally ignoring your carefully prepared words.

In order for you to be at your best as a professional communicator, it helps for you to have a variety of ways to manage your own state. You can use a combination of physiology and anchoring to make sure that you maintain your peak state at all times – whatever that may be.

NLP has some really effective and unique communication tools that can help you in any situation, from informing all the way through to influencing. These communication tools tap into natural mental processes and can generate curiosity, motivation and the enthusiasm to go out and take action, right away.

NLP isn't something that you "do" or that you add to your existing skills. It certainly contains some tools and methods which people recognise as being part of NLP, but in itself it doesn't really exist. NLP is just a means to refine what you already do, it isn't something that is separate to your existing skills. Think of NLP as a performance tune up rather than a shiny new tool kit.

Many people who go through the NLP Practitioner training spend some time “doing” NLP to all their friends and colleagues, which can give NLP a bad name. After they’ve had time to integrate their new skills, most return to their original state with some new enhancements. They’re the same person they were before, but they seem to be better at getting what they want from life. NLP is definitely a skill set that can and must integrate with your natural personality, otherwise you will spend so much time thinking about doing it that you’ll never get round to doing it.

If you read through this book carefully, you’ll find it threaded through with NLP in practice – and to read it means that you too are practising while learning. If you come to a Practitioner course, you’ll get the opportunity to practice with other people and refine your skills even further.

There are a number of books around that aim to teach NLP skills to trainers, but they seem to be aimed at telling you everything there is to know about NLP and not so much about what to do with it. One of the most popular ones is simply a rehashed introduction to NLP with a few examples of training applications thrown in.

This book is different in that it practices while preaching, and it’s written with the aim of helping you become a more effective trainer, using NLP as an enabler. You know that NLP is only one approach and there are many more that are equally valid. Therefore my aim isn’t to teach you NLP – if that’s what you want, go to a Practitioner course. My aim here has been to help you apply NLP in your work, become more effective and perhaps even choose to learn more about it in the future.

If you’re the sort of person who is naturally curious, never stops learning and if you have a passion for self improvement, then NLP is a set of tools that can really benefit you.

As you begin to notice more and practice more, you might find yourself dipping back into this handbook for a reminder. As you do, you might notice how the principles and concepts of NLP are woven through it. You can take this as a sign that the principles are also becoming woven through you, helping you to become the teacher, trainer, presenter, coach, facilitator or learning enabler that you have always had the potential to be.

23 Appendix

Here's some additional information that didn't really fit into the book.

You can use the training exercises freely, although if you publish them yourself e.g. in training notes, I would appreciate a mention. More importantly, I would love to hear how you've used them and what results you have had.

Whilst this isn't strictly a book about NLP in itself, I thought a little background information on NLP and NLP training would be useful.

24 Training Exercises

Here are some ready-made exercises that you can use to demonstrate particular learning points. Some of them are designed to help people learn how to learn, which is a very useful thing to do.

The most important thing to remember about these exercises is that they get the audience *doing* something. It doesn't matter what your training course is about, you must get the audience out of their chairs and moving. Physiology is such a major factor in mental and emotional state, so if you let people sit still for long, their brains will grind to a halt. You may be training computing skills or time management, and you may think that some topics lend themselves well to delegate activity and some don't. As a trainer or teacher, if you're doing more than 50% of the work, you're making life hard for yourself.

You could have people come up with acronyms or mnemonics for existing factual information, or you could create a "learning wall" where people post sticky notes with new ideas that they've had whilst learning. What's important is that the process is creative, and the learners have to physically move to complete it.

Some people can only learn by doing. Simply watching and listening is insufficient. I hope you enjoy these suggestions and build on them with your own ideas and experiences.



Brain power

By 2020, wind could provide one-tenth of our planet's electricity needs. Already today, SKF's innovative know-how is crucial to running a large proportion of the world's wind turbines.

Up to 25 % of the generating costs relate to maintenance. These can be reduced dramatically thanks to our systems for on-line condition monitoring and automatic lubrication. We help make it more economical to create cleaner, cheaper energy out of thin air.

By sharing our experience, expertise, and creativity, industries can boost performance beyond expectations. Therefore we need the best employees who can meet this challenge!

The Power of Knowledge Engineering

Plug into The Power of Knowledge Engineering.
Visit us at www.skf.com/knowledge

SKF

Download free eBooks at bookboon.com



Click on the ad to read more

Open for business

This isn't an exercise as such, but it is a useful hint for getting people focussed at the start of a training course. If you are training within a company you will often find that there are implicit behavioural rules about training courses. For example, break times are flexible, it's OK to leave mobile phones switched on and emails are more important than getting back to the training room on time. If you find these rules distracting, you can bypass them for the duration of the course and set your own rules. To do this, you use a combination of anchoring and pacing in order to gain rapport.

First, pick a spot in the room that you will not stand in again. Now go and stand in that spot. Tell the audience that you want to make sure you understand the way courses have been run before, whilst pointing to the past. This will usually be behind the audience or over to their left, so it's up to you to decide how subtle you can be.

Ask the audience about each rule that you want to 'suspend'. Often, when you raise a rule such as mobile phones or break times, an argument will break out. Let it run its course as rules imposed by the audience have a power of their own.

As you repeat each rule back to the audience, point down to the floor to anchor that rule to your current location.

When you have extracted all the rules you want to suspend, and the audience are firmly embedded in their memories, walk away from the spot and, pointing back at it, say something like "OK, so that's how training courses have been run here in the past". Moving towards the spot where you'll be for the rest of the day, say "So that we can get the maximum value from this shared experience, we're going to do a few things differently. After the course, you can have your old rules back, if you think you still need them." Now, you can list any changes you want to make to the "rules".

A good way to deal with the problem of mobile phones, emails and missing delegates is to say "I know that you are all busy and that you have many demands on your time. I also know that you are here right now because at this moment, this is the most important place for you to be. When we take a break I will tell you the time that I will restart. If you're not back in time I will presume that at that moment, you have something more important that you need to do. I'm happy with that, because I want to make sure that when you're in the room you can be 100% focussed and when you're out of the room it's because you have to do something that is more important for you."

So, you're pacing their current experience and expectations and then leading them in a new direction with suggestions and anchoring. Outside of the training room they can think about work and other 'normal' things, but when they're inside training room it's time to focus and learn.

The majority of delegates will agree that time is valuable and it's important to get the most out of the learning opportunity, and group influence will do the rest for you.

Learning to learn

Group size:	1
Time:	20 minutes + 10 minute debrief
Materials:	Juggling balls, one set per person or A4 paper, three pieces per person

As the Sphinx said in the film *Mystery Men*, “Before you can learn my teachings, I must first teach you how to learn”. I recommend you watch this film as an exercise in running mystical training events.

We all take it for granted that we learn, and we often assume that everyone learns the same way. Most of the training rooms I have ever seen seem to be designed on the basis that we learn best when we sit at a desk for hours on end, in a darkened room, facing a bright light source where we are shown strange images, accompanied by the hypnotic droning of the presenter. This may explain why some presenters say, “if you only take one thing away from today then I've done a good job”. In an environment like this, transferring just one idea into each delegate's brain is an outstanding feat.

If you have juggling balls, give one set to each person and set them the task of learning how to juggle in 20 minutes.

If you don't have juggling balls, give each person three pieces of paper and have them start by making their own juggling balls.

Finally, stand back and watch. You will notice a number of interesting things happening. Firstly, there will be some negotiation to establish who in the room already has the necessary skills. Some people will go to a quiet corner, others will form groups. Some people will start coaching others, offering advice or feedback. Some will tell others how to do it, others will ask how to do it. Some people will try to tackle the whole task, some will break it down into chunks. Some will start juggling one ball, others will go for all three.

In this simple exercise, you will see patterns emerge for leadership, coaching and learning styles. What's more important is that everyone gets up and moves about in order to learn. Movement is a key part of learning.

Another key learning point is to notice what happens when people drop the juggling balls. Do they stop? Do they give up in despair? Do they even notice or draw attention to it? Does this mean that making mistakes is just a sign that learning is taking place?

Please don't run this exercise and then have the audience sit down at a desk for the rest of the day. Use what you have learned and incorporate it into the whole experience.

Competitive learning

Group size: 1
Time: 20 minutes + 10 minute debrief
Materials: A4 paper, one piece per person

Some people say they learn best when under pressure or against deadlines. Certainly, we can learn important lessons at a time of heightened stress but we rarely learn complex tasks or retain information effectively.

Give each person a piece of paper and have them make a paper aeroplane. At the end of the 20 minutes, there will be a competition. The winner gets a prize and the loser pays a penalty. If you wish, and if you have enough paper, you can allow people to test as many designs as they like but they may enter only one for the competition.

Again, just stand back and watch.



"I studied English for 16 years but...
...I finally learned to speak it in just six lessons"
Jane, Chinese architect

ENGLISH OUT THERE

Click to hear me talking before and after my unique course download



At the end of the time, hold the competition and award points for each aeroplane.

If you are feeling brave, you can add an extra layer to the exercise at this stage. For some people, you decide the points and make them arbitrarily high or low. For other people, let the audience choose the points awarded. You may choose to give away real prizes but I recommend that you give the winner the prize of one minute imagining the holiday of their dreams and the loser the penalty of one minute imagining the booby prize of their dreams.

You will have noticed some interesting things happening in this exercise that didn't happen during the juggling exercise. Firstly, the threat of competition reduces the amount of collaboration. Secondly, the threat of a prize or penalty will focus attention in one direction or the other. Ask each delegate whether they were motivated to win the prize or avoid the penalty.

How does the concept of “winning” affect the way that people deal with “failure”, compared to in the juggling exercise?

During the judging stage, you will see different patterns of behaviour too, depending on whether you or the audience awarded the points. People seem to take ownership and responsibility for decisions they have been involved in, and you will learn about the influence hierarchies of the group.

You can ask people during the debrief whether they were thinking about the prize or the penalty and the answers will reveal interesting information about the way that people are motivated – some towards desires and some away from threats.

Of course, you'll notice lots of other things too. Again, it's important that you incorporate what you notice into the whole experience. Some people think that prizes and competitions are motivating. Now that you have tried both ways, you can decide for yourself before having a “fun quiz” at the end of the training course.

You'll notice that it doesn't matter who “wins”.

Negotiation

Group size:	2
Time:	10 minutes + 10 minute debrief
Materials:	Record cards, sticky notes or a few pieces of A4 paper which you'll tear into small pieces

In pairs, delegates will conduct a simple negotiation, e.g. what TV channel to watch, where to go for a holiday or what to have for dinner. The key to this exercise is to have the delegates adopt beliefs and behaviours which are not their own, as they limit their own negotiating ability to ruling out certain approaches and behaviours which are quite acceptable for other people.

Create a number of characters and write them onto the cards, giving a card to each delegate so that their partner does not see what is on the card. This is to stop them deciding what is the “right answer” for this exercise. Suggested characters include:

A teenager

A five year old child

A newborn baby

A pensioner

A politician

Someone you know who is very manipulative

Someone you know who always seems to get their own way

The most inspiring leader you know

The most diplomatic person you know

The most important person you know

The purpose of this exercise isn't to “win” but to have delegates try on behaviours that they would never normally use or have access to.

During the debrief, you can ask delegates what tactics they normally employ to get compliance from someone, and the answers will include “ask nicely”, “bargain”, “trade a favour” etc. Then ask them what a five year old child would do and the answers will include “cry”, “smile”, “sulk” etc. Now, do you know any adults who do any of those things? Of course you do! So, these behaviours can't be ruled out because they work, in the right context. Ruling out choices just limits your ability to achieve your goals.

Whether this implies that the ends justify the means may be an interesting, if lengthy, discussion topic. By this time, they have already used tactics that they “would never use”, so it’s really too late!

Mediation

Group size: 3
 Time: 30 minutes + 10 minute debrief
 Materials: Record cards, sticky notes or a few pieces of A4 paper which you’ll tear into small pieces

This exercise is exactly the same as the previous one except the negotiation group now comprises three people – two negotiating parties and a mediator. The job of the mediator is to find a level at which both parties are satisfied. Compromise is not permitted, both parties must have their original or better criteria satisfied.

Rotate so that each person has a turn as mediator, taking 10 minutes per turn.



What do you want to do?

No matter what you want out of your future career, an employer with a broad range of operations in a load of countries will always be the ticket. Working within the Volvo Group means more than 100,000 friends and colleagues in more than 185 countries all over the world. We offer graduates great career opportunities – check out the Career section at our web site www.volvogroup.com. We look forward to getting to know you!

VOLVO
 AB Volvo (publ)
www.volvogroup.com

VOLVO TRUCKS | RENAULT TRUCKS | MACK TRUCKS | VOLVO BUSES | VOLVO CONSTRUCTION EQUIPMENT | VOLVO PENTA | VOLVO AERO | VOLVO IT
 VOLVO FINANCIAL SERVICES | VOLVO 3P | VOLVO POWERTRAIN | VOLVO PARTS | VOLVO TECHNOLOGY | VOLVO LOGISTICS | BUSINESS AREA ASIA

Download free eBooks at bookboon.com



Click on the ad to read more

This exercise gets people thinking about values. If you wish, you can introduce people to the idea of logical levels first, but they already know it – intuitively. This is a good coaching exercise because it trains people to avoid compromise. In a compromise, neither party is satisfied because each has to settle for less than they want in order to reach an agreement. Did anyone in the audience notice that, with a mediator in place, there was no longer a requirement on them to reach an agreement so they could be as demanding as they liked?

A coaching approach to this exercise would be for the mediator to ask each person “what’s important about what you want, what will it give you, what will it do for you” until a common value is reached. Then, the mediator would move back down, finding examples of activities that satisfied the common value for both parties. For example, the negotiation may be about which TV channel to watch but the outcome may be to go to the cinema instead.

Of course, that’s just a good coaching approach. There will be many other approaches which are equally effective. Your job is to draw them out, model them, notice and draw attention to the important lessons and incorporate them into the whole experience.

That’s right

Group size: 2 to 20ish
Time: 1 minute per person + 10 minute debrief
Materials: None

Each delegate takes it in turn to stand up in front of the group and speak on any subject at all. The remaining members of the group try as hard as they can to constantly interrupt the speaker with irrelevant questions and comments. The speaker’s job is to acknowledge each interruption and move on. The speaker must not engage in a conversation with any interrupter. The speaker’s must acknowledge the values of the interrupter but not the interruption. This exercise trains delegates to separate people from their behaviour.

During the debrief, it’s interesting to discuss some of the strategies people use to keep themselves on track. I find that the people who are most successful in this exercise are those who use an incongruence technique – they use polite, warm and thankful language and voice tone whilst saying “shut up” with their gestures and body posture.

What do you notice?

Group size: Larger than 3
Time: 30 seconds + 10 minute debrief
Materials: Pen and paper

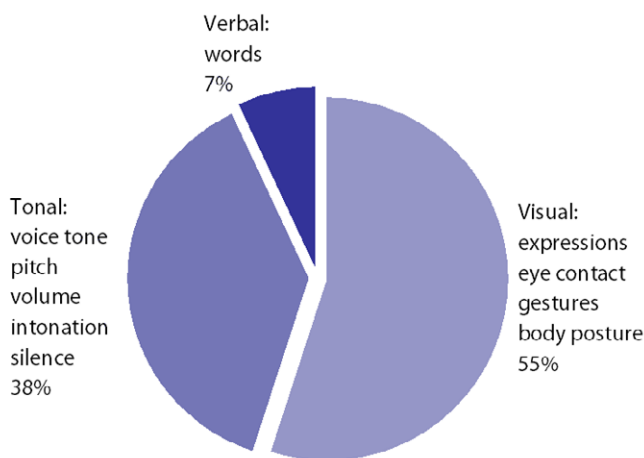
One person volunteers to give a short presentation lasting only 20 seconds on any subject. Each of the remaining delegates writes down the first 5 things that they notice. It’s best if they can write down as they are watching, but you will probably need to give them a minute or two afterwards to catch up.

When debriefing, ask what kind of things people noticed and you’ll find that some people notice what they can see – clothing, hand movements, movement etc. Some people notice what they can hear – voice tone, pauses, coughs, accent etc. Very few people will comment on the subject matter unless it is something remarkable or contentious such as football!

If you keep a record of what people notice, you’ll see an interesting pattern emerge. Just over half of the items will be visual, about a third will be auditory and the remainder will be specific to the content. I think that’s a strong correlation with Mehrabian and Argyle’s findings on communication channels, so it seems we don’t just transmit on those channels, we receive on them too.

Mehrabian and Argyle’s findings were:

- Visual 55%
- Auditory non-verbal (voice pitch, tone, volume, inflection) 38%
- Auditory verbal (words) 7%



To draw a pie chart based on your own results, just count up what the audience recorded in the each of the three categories. Ask each of them just to give you the total of what they saw, what they heard in tone and what words they heard. Make a note of any specific words as you will often find a connection or common relevance which is also interesting.

Cheat

Group size:	3 to 6 per pack of cards
Time:	30 minutes + 10 minute debrief
Materials:	Packs of ordinary playing cards

In this exercise, groups play the card game called Cheat. The pack is shuffled and dealt equally between players and the winner is the player who gets rid of his cards first. Each player, takes it in turn to lay down cards in groups of the same value, such as “three Kings” or “two sevens”. The next player can only lay down cards that have the same value or plus or minus one, so if the first player lays down “two sevens” the next player must play sixes, sevens or eights. The cards are placed on a pile in the middle of the table, face down. What happens if a player does not have any cards of the right value? I refer you to the name of the game.

A player can cheat at any time and usually this is detected by the other players counting cards, guessing and reading sensory cues such as giggling or fidgeting. In this exercise, the players must use only sensory cues to determine cheating. The bigger group and the more packs of cards you play with, the better.



Any player can call “Cheat!” at any time and the person who last laid down cards must show the cards they laid on the pile. If the call of Cheat is correct i.e. the cards are not what they were said to be, the ‘cheater’ picks up the entire pile. If the call of Cheat is incorrect i.e. the cards are as called, the ‘caller’ picks up the entire pile. Play then resumes from the player who was correct.

Since the players are relying on sensory information, they are forced to calibrate their senses and will come up with interesting strategies for detecting cheating. The more sneaky players will also develop strategies to avoid detection and even strategies to deceive the other players. During the debrief, it is interesting to compare these strategies to the ways that the players move through their working lives.

Cheat is a game that may not have a winner because the person with the most cards is always the best placed to identify Cheaters, so only the most skilful players will be able to cheat consistently enough to lose all their cards. This is another reason for having more players and more combined packs of cards. You may need to call time on the game before an outright winner is identified.

Rapport and eye contact

Group size: 2
Time: 10 minutes + 10 minute debrief
Materials: None

In pairs, person A sits comfortably and talks about a subject of interest to them. Person B matches their body posture as much as they can within physical constraints. It doesn’t matter whether they copy exactly or adopt a mirror image posture. Person B gives plenty of non-verbal encouragement, nodding, smiling etc. When person A is in “full flow”, person B changes posture and breaks eye contact.

A and B then swap roles and repeat. At the end, get everyone to make eye contact and smile.

As a facilitator, the hardest part for you is getting people to break eye contact – their eyes will be irresistibly drawn together.

During the debrief, pay attention to the feelings of discomfort experienced by both A and B at the point that eye contact was broken.

Practice at breaking eye contact is very useful, especially as a means of controlling the flow of a conversation or quietening a noisy delegate!

Rapport and voice tone

Group size: 2
Time: 10 minutes + 10 minute debrief
Materials: None

In pairs, person A says a very short phrase, no more than a couple of words, and person B repeats it back, matching pace, rhythm, tone, pitch, volume and inflection. Person A listens carefully and coaches person B to match the voice tone more accurately. They continue until person B gets it exactly right or close enough, then swap.

A and B then swap roles and repeat. Continue for a few turns and then debrief.

During the debrief, pay attention to any feelings the delegates experienced at the point that person B got the phrase exactly right.

Raising expectations

Group size: Any
Time: 2 minutes
Materials: None

A really quick exercise to make your delegates say “wow!” by demonstrating how they can achieve more than they think if they put their minds to it.

Everyone stands up in enough floor space to swing their arms freely. You ask them to point directly out in front of themselves, then turn as far as they can whilst keeping their feet still. When they have stretched round as far as they can go, they look down their arms and make a note of what they’re pointing at. Finally, they turn to the front and put their arms down.

Next, they close their eyes and imagine that they are raising their arms and turning again. This time, they’re just going to imagine turning and turning so easily that they feel they’re made of rubber. They go past the point they stopped at before, way past it – maybe two or three or four feet. Now they notice what they’re pointing at and then return their imaginary arms to their sides, they can open their eyes again.

Finally, they do the exercise one more time for real, to see how much further round they can turn. Just wait for the gasps of amazement!

25 More stories

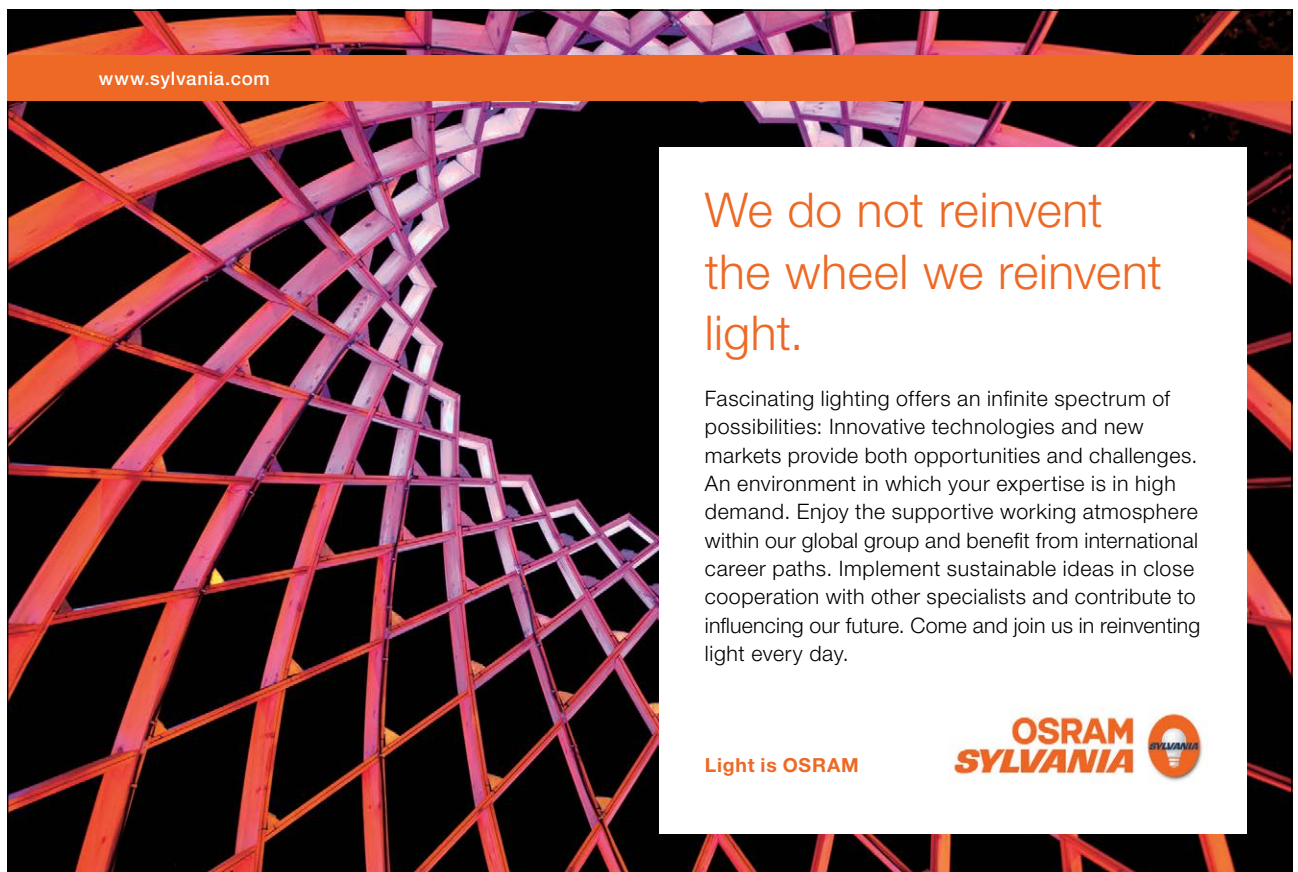
Here are a few more stories for you to enjoy learning from.

Go team

Once, there was a successful businessman who had a hobby that he was very passionate about. In his spare time, he loved motor racing. At first, he used to go along to as many races as he could and watch but as he became more successful, he could afford to take part. He was a very talented driver and quickly built himself a reputation as a serious competitor.

One day, he decided he would take the plunge and dedicate himself to his dream – to build his own racing team. He set aside some money of his own, gained commitment from sponsors and started to recruit his team.

At first, the recruitment didn't go very well. He couldn't afford to pay the same salaries as the top teams paid, so he was looking for talented but unknown drivers. He recruited some, but they didn't stay in the team long before they moved on. Like any manager, he knew that he needed to have a team that worked well together.




www.sylvania.com

We do not reinvent
the wheel we reinvent
light.

Fascinating lighting offers an infinite spectrum of possibilities: Innovative technologies and new markets provide both opportunities and challenges. An environment in which your expertise is in high demand. Enjoy the supportive working atmosphere within our global group and benefit from international career paths. Implement sustainable ideas in close cooperation with other specialists and contribute to influencing our future. Come and join us in reinventing light every day.

Light is OSRAM

OSRAM
SYLVANIA



The other problem that he had was that he was himself a very accomplished driver. When he recruited a new driver he would try to teach them to drive better. Unfortunately, he didn't really know how he could drive so well as it was mostly intuitive. He would get angry with the drivers when they couldn't see for themselves how he was able to drive. He was on the brink of closing the team down, believing that the problem was one of recruitment.

He was watching a sports program on TV one day when he noticed something odd. When the interviewer was talking to a football manager, the manager kept referring to someone called a 'coach'. The same thing happened with some other sports too. He wondered what a coach could do that a manager couldn't. By chance, he then met someone who was a team coach, so he invited him down to the race track to see what would happen.

The coach watched the drivers practice, and he watched the team manager trying to tell the drivers how to drive. The drivers lacked confidence in their own talents and when they asked how the manager knew certain things, he said "it just feels right", or "you can tell by the way it sounds".

There were three drivers in the team, so the coach watched each one very carefully, and he also watched the manager very carefully. The first driver, Adam, was very good at accelerating. From the starting line, Adam was at least a car's length in front of anyone else at the first corner. He seemed to have an intuitive sense of when to change gear to maximise the car's performance. The second driver, Brian, could brake later than anyone else and so was much faster into the corners than any of the other drivers. He seemed to have an intuitive sense of knowing when to brake as he approached a bend. The third driver, Claire, could take corners faster than any of the other drivers on the circuit. She seemed to have an intuitive sense of the car's cornering ability and grip.

The downside of these talents was that Adam was always the first into the first corner, but the last out. Brian caught up with Adam at the bend but slowed down too much and was overtaken. Claire would overtake on the bend but lose her advantage on the straight.

The coach got the whole team together and pointed out to them their strengths. The drivers began to feel much better about this. Each driver, at a certain point on the track, was by far the fastest driver on the circuit but was let down by average performance in other areas. The coach began to ask some very special questions about how the drivers knew what they knew.

It turned out that Adam was listening for a certain tone from the engine, tyres and gearbox. He could hear when the car was at peak power output and he could change gear at the exact moment to take advantage. Consequently, he accelerated much faster than drivers who only changed gear at the 'red line' by watching the rev counter. With some help from the coach, he was able to teach the other drivers what to listen for.

Brian could brake much later because he was looking somewhere different to the other drivers. The other drivers were looking at the apex of the bend, whereas Brian was looking beyond the bend. He was able to judge the distance to the apex much more accurately, enabling him to brake late but still drive safely. With some help from the coach, he could easily teach the other drivers where to look.

Claire could actually feel the car's sideways motion. She could very accurately feel the movement of the suspension as the car leaned into the bend and she could feel how the motion changed as the tyres started to lose grip. She could actually feel the acceleration at different points in her body. With some help from the coach, she was able to teach the other drivers how to feel the movement of the car.

The team went from strength to strength, not because they were taught something new, but because they were able to share their talents and exploit them for the benefit of the whole team. Each driver still had their unique talent, they just helped each other achieve above average results across the range of skills needed to be successful. The coach didn't need to be an expert in driving, only an expert in learning.

What about the manager? Well, the coach had a special job for him. He had to go to every newspaper, sports journalist, sponsor, TV station and racing promoter and tell them that he had a new team. He had to tell them that this was the best team on the planet and they were going to re-write the motor racing rules. He had to prove to everyone that he believed in them. And so, the new team was reborn.

Working holidays

There was once a salesman for a company that made special metal alloys for weapons. He had travelled the world, selling his company's products to every developed nation. He loved his job and he couldn't help doing it, even on holiday. One year, he took his holiday in the Amazon Rainforest (it could happen!) and he came across a tribe of Indians who were hunters. He asked them what they used for their arrow tips and they said "We hunt a wild cat that lives in the forest. We use its fur for clothing, its meat for food and its teeth for arrow tips. They are very sharp and easily penetrate the skin of small animals." The salesman asked how many teeth could be used from each cat and they said "Four". Then he asked how accurate their hunters' archery skills were. They said "Every child serves a ten year apprenticeship to become a master archer. If they cannot shoot arrows straight, they run out of cat's teeth and the village people have no meat".

So the salesman immediately recognised a great opportunity, and he also realised that he needed to keep his best product until last so that he could build up his sale. He asked the leader of the village "If I could show you a way to hunt more cats, and bigger animals, with a limitless supply of arrow tips and reduce your apprenticeship for archers to just one year, would you be interested?" The wise, yet strangely gullible village leader said "Of course, can you do a presentation to my board tomorrow?"

So, the salesman showed the villagers arrow tips made from steel. They were heavier than cat's teeth but harder and sharper. They could buy a limitless supply of arrow tips (because they happened to have a gold mine in their village that they didn't understand the value of) so the hunters didn't have to be so accurate. With just some basic training in how to use a bow and arrow, anyone could hunt a cat. The villagers rejoiced.

After a few days, the salesman returned and showed the villagers his titanium alloy arrow tips. They were as sharp as steel yet as light as a cat's tooth. Now that everyone in the village was a hunter, he had more users to demonstrate the product to. Sure enough, the arrow flew further than the steel tipped arrow. To the salesman's surprise, the villagers said "yeah, very nice, but we're happy with our steel arrows". The salesman said "But you'll use fewer arrows because these will fly further" and the villagers said "So?"

The next day the salesman returned with tungsten carbide tipped arrows, and had the same reaction as the day before. He was very confused – normally his customers would be getting more and more excited. He decided to go back to the village and show them his best product. "Look", he said, "I have here arrow tips made with tungsten carbide tips, titanium alloy bodies and with a depleted Uranium filling." He fired one at a tree and it went straight through, like a hot knife through butter. The villagers said "Impressive, but we don't eat trees". Now the salesman was really upset. Couldn't these people see the applications of his marvellous arrow tips? Perhaps they were too stupid to understand. His wife had warned him about this when he left her by the poolside in Rio.

The wise village leader said "Your arrow tips are indeed marvellous, but remember we are a simple people with simple needs. Your steel arrow tips already represent a step change in technology for us, enabling greater exploitation of our natural habitat without disturbing our learning based culture." It turned out that a management consultant had been on holiday there just the week before. "Your top of the range arrow tips are too advanced for us. We have neither the skills nor needs to exploit their full potential, therefore we only require something that is one level better than what we have today. Besides, I'm going on a dream quest this afternoon and I'll be off my head on psycho-active mushrooms for a few days, so I can't make a decision until next week".

The salesman learned a very important lesson on that holiday – that he shouldn't leave his wife alone in Rio with only a book for company, but that's another story. Do you know what else he learned?

26 What is NLP?

What is NLP? It's a mindset, an attitude that has created a wide range of techniques that are used in business, coaching, personal change and therapy to solve problems, create changes and help people like you to tap into the vast unconscious resources that lie within you.

In training, NLP is not something that you learn about – it's something that you experience for yourself so that you can learn what works best for you. Some of the exercises will have a huge impact on you, whilst others will seem to have no effect at all. There is no right way to try the exercises, and there is no right answer. What is more important than anything else is that you pay close attention to what happens – whatever happens – and that you are able to learn something from that experience.

NLP is concerned only with what works. The only way you will find out what works for you is to do something and then notice what happens. Just getting into this simple habit will put you way ahead of most of the population. Many people will say "I don't think that would work" instead of trying it. Many more people go through life not noticing what works for them and what doesn't. By practising these skills so that they become habits, you will get better results than most other people.



CHALLENGING PERSPECTIVES

Internship opportunities

EADS unites a leading aircraft manufacturer, the world's largest helicopter supplier, a global leader in space programmes and a worldwide leader in global security solutions and systems to form Europe's largest defence and aerospace group. More than 140,000 people work at Airbus, Astrium, Cassidian and Eurocopter, in 90 locations globally, to deliver some of the industry's most exciting projects.

An **EADS internship** offers the chance to use your theoretical knowledge and apply it first-hand to real situations and assignments during your studies. Given a high level of responsibility, plenty of learning and development opportunities, and all the support you need, you will tackle interesting challenges on state-of-the-art products.

We welcome more than 5,000 interns every year across disciplines ranging from engineering, IT, procurement and finance, to strategy, customer support, marketing and sales. Positions are available in France, Germany, Spain and the UK.

To find out more and apply, visit www.jobs.eads.com. You can also find out more on our **EADS Careers Facebook page**.

AIRBUS **ASTRIUM** **CASSIDIAN** **EUROCOPTER**

EADS

Download free eBooks at bookboon.com



Click on the ad to read more

NLP isn't something that you learn how to do, it's more a process of refining what you already do so that you get better, more consistent results. By enjoying the learning process, you will find yourself achieving more ambitious goals easily and getting more from life.

NLP is a tool kit for modelling outstanding performance that has been used to create practical tool kits that help you get better, more consistent results in your career and personal life. You can use it to develop your communication skills, relationships, achieve goals and solve many different types of personal and professional problems.

NLP is relevant to you because it allows you to access the skills and resources you already have in a way that makes it easier for you to get consistent results. NLP is not about you learning a whole different way of operating – if anything, it's a way for you to concentrate more easily on what already works for you. Of course, NLP does contain a lot of tools and techniques that you can pick up and use, I'm just guessing that you already use many of them without knowing it.

NLP is not new – it's not a complicated system dreamt up by someone in a dark cave somewhere, it's simply a method of modelling and replicating unconscious, behavioural skills. Over the past 30 years or so, excellent performers in many areas have been modelled to produce techniques. Therapists were originally modelled for their ability to help other people change. Since then, athletes have been modelled for their ability to motivate themselves and reach peak performance states. Sales people have been modelled for their ability to build great relationships and influence the outcome of negotiations. Actors have been modelled for their ability to access states – I heard that Mike Myers uses it to access the different characters he plays in the Austin Powers films. I spend a lot of time working with teams in companies, modelling the high performers and transferring that model to everyone else in the team, so that everyone can get the same results.

You might be wondering what “NLP” stands for – Neuro Linguistic Programming, which simply means that it's the study of the relationship between your brain, your language and your behaviour. It also implies that any unconscious behaviour – something that you can do without having to think about it – is a series of simple programs that can be run without conscious intervention. Driving a car is a good example of a series of programs – changing gear, knowing where to steer etc. – that you mostly control consciously. If you have ever ‘missed’ part of a journey or had a conversation with someone whilst driving, you'll have an experience of unconscious behaviour.

In the 1960s, Richard Bandler, a mathematician, and John Grinder, a linguist wanted to find out if there was a way of modelling and coding the healing language used by certain exceptional therapists like Milton H Erickson and Virginia Satir who seemed to have a magical effect on people who came to them for help – ‘healing’ them with just a few words compared to years of repetitive ‘traditional’ therapy.

Bandler and Grinder did indeed produce such a model and they uncovered some aspects of our use of language which are powerful and surprising. You can read about the original modelling in books such as “Structure of Magic”.

They noticed that people such as Erickson and Satir naturally used language to change beliefs and behaviour. Satir asked questions which changed the way people thought. She challenged people’s internal beliefs and brought them to the surface where they could be dealt with. When a wife would say, “my husband always comes home late – he doesn’t love me”, Virginia Satir would ask “how do you know that coming home late means not loving you?”. This sounds so simple, yet it’s very different from other approaches because it’s directed at the world inside someone’s mind rather than the “facts” of the matter. Other therapists might have worked on the husband’s timekeeping or given the wife a hobby or social life. Virginia made people think differently about their values and beliefs. The wife could feel loved, whatever time her husband came home. That alone changed the balance of their relationship and gave them new choices.

One of Erickson’s natural patterns was the use of presuppositions – beliefs we hold true in order for something else to make sense. For example if I say, “how is John?” then I presuppose that John exists and that you know who and how he is. Often, questions in interviews and tests presuppose a certain response, or range of responses. For example, when did you last feel frustration at your manager? This presupposes that you did, and while that may be likely, the question influences you. In fact, all questions are closed and all questions are leading, aren’t they?

As with all NLP, we do this all time – naturally and with random results. You might say to a colleague “you look nice today” and your colleague might think, “Did I look dreadful yesterday?” Someone may say to you “have you seen our new boss yet?” and you think, “We have another new boss?”

One thing that is important to understand about NLP is that the set of techniques that you’ll learn on a Practitioner course were created by analysing the work of therapists, therefore the techniques in their raw form work very well in a therapist’s practice room but not so well in a car showroom where they can come across as cheesy and insincere. My main area of innovation in NLP over the last 20 years has been to adapt NLP for use in a normal, everyday corporate environment. The flipchart swish is a good example of this. You already tear pages of flipcharts, so it’s not unusual. You don’t wave your hands in your learners’ faces and shout “whoosh!” at them, or ask them to relax, close their eyes, breathe deeply and imagine their troubles fading into the distance. However, the underlying structure of the swish, or the squash, or timeline, can be applied through any medium to produce a technique that is relevant and appropriate for the time and the place. It’s recognising how we influence people through our everyday actions and words and then fine tuning those actions and words to get better results that I believe is the value of NLP for the regular man, or woman, on the street.

I heard a great story about children not going to the dentist early enough because their parents are scared to go. One mother overcame her fear to take her little girl who was naturally curious and open minded – with no preconceived ideas as to what would happen. As she sat in the chair, her mother said “don’t worry, it’s not going to hurt”. How do you think that little girl coped with that experience, given this new piece of information she’d never considered before?

If I say “it should be warm in here by now” then I presuppose that it’s cold. If I say “How will you feel when you realise you no longer have that bad habit” then in order to tell me how you’ll feel, you must accept that it’s possible to change.

When people have problems, they often operate within a restricted model of the world, in that they don’t seem to have access to resources and choices that would normally be available. Therefore, there’s no point trying to help someone with a problem when you’re working from your view of the world – you must work within theirs. This leads to a key principle of NLP – that people with problems are actually working perfectly and making the best choices they can, given their current understanding of their situation. This simple change in perspective leads to outstanding results when NLP is applied in therapy or coaching.

NLP stands for **Neuro Linguistic Programming**. That’s quite a complicated term for something that’s really quite simple – **Neuro** as in the function of the brain, **Linguistic** as in language and **Programming** as in the following of defined patterns and routines. Think about an activity you perform regularly without thinking about it, for example:

- shaking hands
- drinking a cup of coffee
- saying that little catchphrase you have
- driving a car

All of these activities are complex in terms of eye and muscle co-ordination, timing etc. Think of all the muscles you use just smiling at someone. You don’t need to think about moving all those muscles – you just decide to smile and it happens because somewhere in our brain there is a program, like a computer program, which contains all the commands to build a smile. That’s the **programming** part of NLP.

Talents that produce undesirable results are often called “phobias” and these too can be changed, quickly and effectively, using the NLP tool kit.

NLP is a mindset of curiosity that creates a set of tools and processes designed to bring about rapid and long lasting personal change. Some of these tools have found their way into other disciplines such as education, sales and public speaking.

27 NLP Training

You can become a licensed Practitioner of NLP through many training companies now established in the UK and worldwide.

Some companies run their courses in theatres with hundreds of people, favouring the “you don’t need to ask any questions because you’re learning unconsciously” approach. Other companies work with very small groups with lots of interactivity. You just need to choose which suits you, because there are merits in both.

Many NLP training companies are introducing new levels of NLP training, including diplomas, certificates, Business Practitioners and even MSc courses. The fact is that there are only three levels as far as licensing is concerned – Practitioner, Master Practitioner and Trainer. Diplomas and certificates are usually at a foundation level and do not result in licensed certification. The MSc courses typically comprise some HR or management modules wrapped around a Practitioner course. Decide what you want to do with it before you sign up.



360°
thinking.

Deloitte.

Discover the truth at www.deloitte.ca/careers

© Deloitte & Touche LLP and affiliated entities.



The three levels of licensed training are quite distinct in terms of the aims of the training. At Practitioner level, the key aim is to give you a personal experience of change. Before you start learning how to change other people, it's very important that you have a personal reference for the way that people change and how the tools work. You will learn some basic change tools and by the end of the course you will have experienced some kind of personal change such as solving a problem or curing a phobia. At Master Practitioner level, you gain more insight into the structure and application of the tools so that you can create new tools yourself and refine the use of techniques such as hypnosis. At Trainer level, you will learn how to learn about NLP so that you can train others.

You don't need any training at all to use NLP, but you'll only get a license to practice if you complete the course. You need to decide for yourself if that's important to you but I would say that the experience of Practitioner training is far more useful to you than the certificate will be, and it is totally different to just reading a book – even a good book like this!

Practitioner training is a very personal experience – even a journey – and therefore your relationship with the trainers and other delegates is the most important factor. You need to be working with people who you feel comfortable with to get the most out of the training.


Before signing up with any NLP training provider, first go to a free taster session or ask to attend a course for an hour before you make up your mind. Make sure you feel comfortable with the kind of people who attend that course, as this gives you a lot of information about where that trainer positions themselves in the market.

The next question to consider is which certificate to go for. The Society of NLP was set up by Dr Richard Bandler, co-creator of NLP. Early in 2004, the Association of NLP released a statement recognising Bandler and Grinder as the creators of NLP and therefore the best people to license Practitioners. The SNLP is now co-owned by Bandler, Christina Hall and a few others. As I write this, only Bandler and Hall can issue SNLP licenses. You also have the PGNLP, INLPTA and so on. The bottom line is this: don't choose NLP training for the certificate – choose it for the most appropriate learning experience for you.


The fallout between the ANLP and the SNLP seems to have been over the training style necessary to learn NLP. SNLP courses tend to be shorter, ANLP longer. The ANLP people say you can't learn NLP in 8 days, the SNLP people say that practise is more important than 20 days of theory. In my view, the course is the beginning of the learning process, not the end of it. 8 days or 20 days make no difference to this, only to the training style.

I'm a certified SNLP trainer, and the reason for this is that I personally think it's worth having a certificate from the 'original' licensing body rather than one created as a second or third generation. For such a young subject, why not learn it first hand if you can? Whatever my personal opinions are about the creators and developers of NLP, I suggest you work with as many of them as you can so that you can get multiple perspectives on the subject. Keep an eye out for short courses and evening lectures if you don't want to spend a fortune on training.

Finally and most importantly, the training courses are neither the beginning nor the end. The beginning must be an immense curiosity about people and about self improvement. There is no end, because you can learn something new from everyone you meet.

SIMPLY CLEVER


We will turn your CV into an opportunity of a lifetime



Do you like cars? Would you like to be a part of a successful brand? We will appreciate and reward both your enthusiasm and talent. Send us your CV. You will be surprised where it can take you.

Send us your CV on www.employerforlife.com




28 NLP Certification Criteria

Society of NLP

The following criteria for NLP Practitioner and NLP Master Practitioner certification are determined by the Society of NLP, the original NLP licensing body which was first formed in 1979, the year in which Bandler and Grinder's first NLP book, "Frogs into Princes" was published.

When you attend a certified training program, you will need to sign a license agreement which ensures that you understand the rights and obligations of certification. You can request a copy of the agreement by emailing us at learn@nenlp.com, or via our publisher whose contact details are in the front of this book.



NLP Practitioner

Representational Systems

- Detect signs and sequences of representational systems
- Detect submodalities in all representational systems
- Change sequences of representational systems
- Access information in all representational systems
- Communicate in all representational systems
- Translate between representational systems
- Detect simultaneous and sequential incongruities

Rapport Building

- Establish rapport in all representational systems

Pace and Lead

- Pace and lead non-verbally and verbally
- Pace and lead through mirroring, direct matching and indirect matching in all representational systems

Anchoring

- Elicit and install anchors in all representational systems
- Stacking, amplify, collapse and chain anchors
- Disassociation techniques including the Phobia Cure and future-pacing

Language Patterns

- Detect and use the patterns of the Meta Model and Milton Model as information-gathering and information-organizing tools.

Outcome Orientation

- Set well-formed outcomes

Reframing

- Use basic reframing techniques
- Six Step Reframing

Sub-Modalities

- Swish
- Timeline

Strategies

- Basic strategy elicitation skills

Trance

- Basic trance induction and utilisation procedures
- Trance induction using the Meta Model and Milton Model language patterns

NLP Master Practitioner

Multi-level tasking and purposeful multi-level communication, including:

Detect conscious and unconscious communication.

Distinguish between content and structure.

Understand and integrate the presuppositions of NLP.

Understand remedial and generative change.

Customising NLP Practitioner techniques to meet the needs of a client.

Creating states of consciousness and physiology that lead to flexibility and creativity in thinking and action.

Making conscious shifts in perspective, state and behaviour to maintain overall control of the coaching process.

Meta Programs

Elicit Meta Programs and build them into your coaching approach.

Framing outcomes

Understand the difference between an outcome and a direction.

I joined MITAS because
I wanted **real responsibility**

The Graduate Programme
for Engineers and Geoscientists
www.discovermitas.com

Month 16
I was a construction
supervisor in
the North Sea
advising and
helping foremen
solve problems

Real work
International opportunities
Three work placements

MAERSK



Have a systemic approach to predicting the implications of change over time.

Generalise change through time.

Advanced Language Skills

Detect Sleight of Mouth Patterns.

Reframing at different logical levels using the various Sleight of Mouth Patterns.

Sort incongruities and integrate them conversationally.

Implement the patterns of NLP techniques conversationally, e.g. through presuppositions in questions.

Values and Criteria

Elicit values for the purpose of motivation, setting outcomes, negotiation procedures, conflict resolution, etc.

Advanced Strategies Skills

Elicit, design, modify and install strategies.

Use motivation, convincer, decision, and follow through strategies inside other techniques.

Trance

Recognise, induce, and utilise naturally occurring trance phenomena, also known as conversational hypnosis.

Developing a greater awareness and utilisation of a systemic approach.

29 Useful quotes

Famous people said...why NLP is useful. If you ever suspected that NLP is just advanced common sense, then these wise words may help....

If there is any one secret of success, it lies in the ability to get the other person's point of view and see things from that person's angle as well as your own.

Henry Ford

The greatest discovery of our age has been that we, by changing the inner aspects of our thinking, can change the outer aspects of our lives.

William James

Believe you can't, believe you can. Either way you're right!

Henry Ford

Our life is what our thoughts make it.

Marcus Aurelius

When you put a limit on what you will do, you put a limit on what you can do.

Charles Schwab

Obstacles are things a person sees when he takes his eyes off his goal.

E. Joseph Crossman

Chance favours the prepared mind.

Louis Pasteur

As long as you're going to think anyway, think big.

Donald Trump

Trying is the first step towards failure.

Homer Simpson

It is common sense to take a method and try it. If it fails admit it frankly and try another. But above all, try something.

Franklin D. Roosevelt

Nurture your mind with great thoughts, for you will never go higher than you think.

Benjamin Disraeli

Remember, happiness doesn't depend upon who you are or what you have; it depends solely upon what you think.

Dale Carnegie

We are the music makers, and we are the dreamers of dreams.

Willy Wonka



"I studied English for 16 years but...
...I finally learned to speak it in just six lessons"

Jane, Chinese architect

ENGLISH OUT THERE

Click to hear me talking before and after my unique course download

30 The Author

Peter Freeth is a leading business coach, trainer, presenter, author and consultant who has a rare mix of communication, technical and business skills and an interest in learning and developing new tools and techniques that help others get the results they want, more easily and more often.

Peter has been developing innovative NLP applications for over 20 years and has delivered programs for a number of leading UK NLP training organisations as well as bespoke corporate programs in the UK and world wide.